

VERMONT  CASTINGS™

WOOD FIREPLACE INSERTS

TRUE CRAFTSMANSHIP

Vermont Castings was founded on the belief that the stately beauty of cast iron could be combined with the simple utility of wood heat, to craft stoves of value and enduring beauty.

Among the vibrant hills and silver waters of the Green Mountain State is one constant: the promise of American craftsmanship. This is where day after day, year after year, the proud people of Vermont Castings craft each stove with hand and heart.

Vermont Castings provides more than heat. It's the warmth that unites. The timeless designs and furniture-quality finish set the scene for intimate memories. No detail is too small, no element insignificant. This is true craftsmanship.

VERMONT  **CASTINGS™**





GIFFORD

WOOD-BURNING INSERT

KEY FEATURES



Timeless cast iron styling with a furniture-quality finish



Variable speed fan to better distribute heat throughout your space



Conveniently burn up to 18" logs



Upgrade your look with a cast iron surround



MONTPELIER II

WOOD-BURNING INSERT

KEY FEATURES



Timeless cast iron styling with a furniture-quality finish



Variable speed fan to better distribute heat throughout your space



Conveniently burn up to 20" logs



Upgrade your look with a cast iron surround

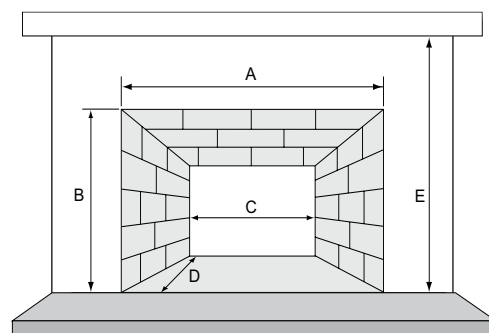
3 EASY STEPS TO UPGRADE YOUR EXISTING WOOD-BURNING FIREPLACE



STEP 1: Measure Your Existing Fireplace

The height, width and depth of the existing fireplace opening is needed to ensure selection of an appropriately sized insert:

- A. Fireplace front width _____ D. Fireplace Depth _____
 B. Fireplace front height _____ E. Hearth to mantel height _____
 C. Fireplace back width _____ (based on a 12" deep combustible mantel)



MINIMUM FIREPLACE OPENING

	A FRONT WIDTH	B FRONT HEIGHT	C BACK WIDTH	D DEPTH (STEEL SURROUND)	D DEPTH (CAST SURROUND)	E HEARTH TO MANTEL HEIGHT
MONTPELIER II	32" (813 mm)	23-3/8" (594 mm)	24-1/8" (572 mm)	18-1/8" (460 mm)	17-7/8" (445 mm)	47-1/2" (1207 mm)
GIFFORD	27" (686 mm)	19-1/4" (489 mm)	24-1/2" (622 mm)	15-15/16" (405 mm)	15-5/8" (397)	44-3/4" (1137 mm)

STEP 2: Select a Surround

Surrounds remove the gap between the fireplace insert and existing fireplace opening. Choose from numerous sizes and styles for a unique look.



CAST IRON

Small: 38-7/8" x 26-1/4" (Gifford)
 Large: 44" x 30-1/4" (Montpelier II)



STEEL

Large: 51" x 34" (Montpelier II only)
 Medium: 43" x 31" (Montpelier II and Gifford)
 Small: 38-1/4" x 28" (Gifford only)

STEP 3: Customize Your Insert

Make it your own. Select stunning finish options and accessories.



CLASSIC BLACK

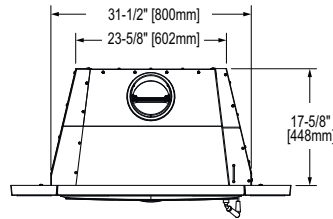


MAJOLICA BROWN

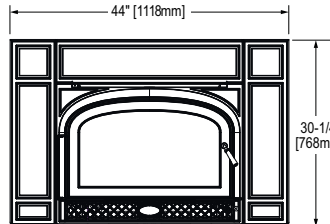
SPECIFICATIONS

MONTPELIER II

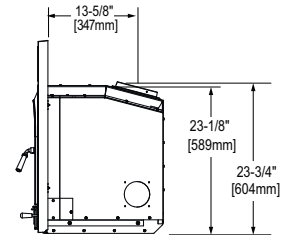
Peak BTU/hr Output¹	56,000
Heating Capacity²	1,000 - 2,400 sq ft
Maximum Burn Time	7 hrs
Efficiency³	77% LHV / 71% HHV
Emissions	1.9 g/hr
Firebox Capacity	2.4 cu ft
Recommended Log Length	20"
Actual Weight	400 lbs
Blower System	200 CFM



TOP VIEW



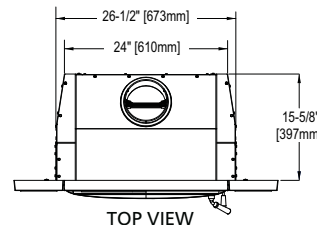
FRONT VIEW



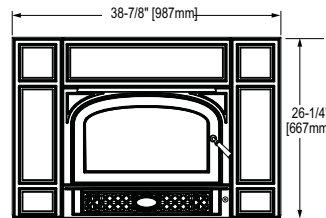
SIDE VIEW

GIFFORD

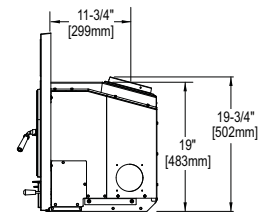
Peak BTU/hr Output¹	37,400
Heating Capacity²	650 - 1,300 sq ft
Maximum Burn Time	6 hrs
Efficiency³	70% LHV / 65% HHV
Emissions	1.9 g/hr
Firebox Capacity	1.5 cu ft
Recommended Log Length	18"
Actual Weight	335 lbs
Blower System	200 CFM



TOP VIEW



FRONT VIEW



SIDE VIEW

1: BTU/hr output: 1st hour output uses high burn efficiency number. BTU/hr output will vary depending on the type of fuel used and moisture content of the fuel. 2: See your local Vermont Castings authorized dealer for help in determining the product that best suits your heating needs based on climate and home efficiency. 3: Weighted average LHV (Low Heating Value) efficiency. HHV (High Heat Value) efficiency used to qualify products for Tax Credit beginning in 2021.



vermontcastings.com

LIMITED LIFETIME WARRANTY The strongest in the industry, Vermont Castings provides a limited lifetime warranty on the most important aspects: firebox and heat exchanger. For full warranty details go to VermontCastings.com.

IMPORTANT - READ BEFORE YOU INSTALL! - Refer to the Owner/Installation Manual for complete clearance requirements and specifications. The images and descriptions in this brochure are provided to assist you in product selection only. Vermont Castings is a registered trademark of Hearth & Home Technologies. Product specifications and pricing subject to change without notice. Fireplace, stove and insert surfaces get extremely HOT and can cause burns if touched. Keep a safe distance away. To learn more visit www.vermontcastings.com/fireplacesafety. ©2022 Hearth & Home Technologies®, All rights reserved.