



TN24 GAS STOVE

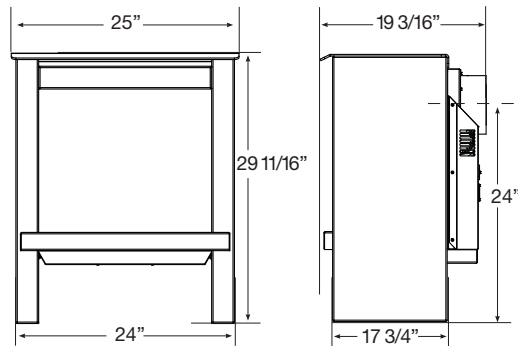


TN24 GAS STOVE

With clean lines and a minimal profile, the TN24 gas stove provides high efficiency heating performance for small to medium sized spaces. The generously appointed window of glass offers a full view of rich flames over stacked logs across the backdrop of lustrous enamel interior panels.

BTU Input NG	24,000 BTU high 13,500 BTU low
BTU Input LP	24,000 BTU high 12,000 BTU low
P.4 Efficiency NG	74.4%
P.4 Efficiency LP	74.4%
AFUE NG	75.9%
AFUE LP	75.9%
Glass Size	340 sq.in.

UNIT DIMENSIONS

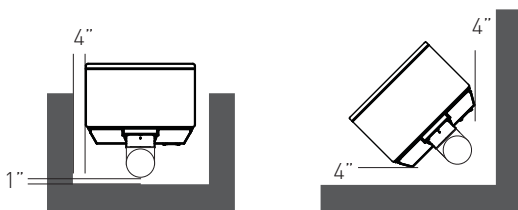


STANDARD FEATURES

- Natural gas or liquid propane
- Direct vent technology
- SIT Pro Flame 2 valve
- Pro Flame remote control
- Integrated micro-mesh safety screen
- Rich, full flames
- High-efficiency heat exchanger with aluminum fins
- Leveling legs
- Rear vent capable
- Minimal vertical venting
- Mobile home approved
- Floor illumination
- Black porcelain interior panels
- Stacked mature-fire logset
- Preassembled for quick and easy installation
- 2 x 80 cfm blowers

MINIMUM CLEARANCES TO COMBUSTIBLES

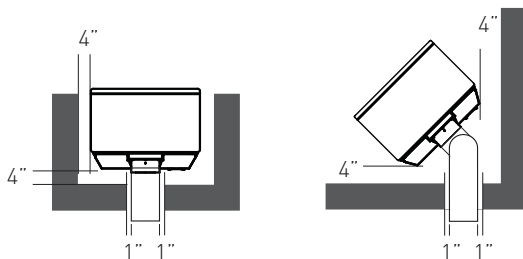
Vertical Connector



Straight/Alcove

Corner


Horizontal Connector



Minimum Clearance from top of Stove to Ceiling = 18 in.

SAFETY

When designing any heat source, safety is always at the forefront. With today's advanced technologies and materials, there's no need to compromise aesthetics for safety; the TN24 comes standard with an integrated micromesh safety screen for a virtually invisible safety barrier and a clear, unobstructed view of the flame.



PROA.TNGFS 06/17/30M - Printed in Canada