

METALBEST

CHIMNEY & VENTING SYSTEMS

Type "B" Gas Vent

GV-24



Round and oval gas vent pipe and fittings for residential, commercial and industrial applications.

FEATURES

- Snap together non-positional lock system
- Die formed ends
- Venting gas fired appliances, water heaters, furnaces, stoves, etc.
- LockTab® – An alternative method to secure pipe when required by local code.





RV

ROUND VENT PIPE 3" THROUGH 8" 3-8

MetalBest® RV round vent pipe is a Listed Type "B" gas vent pipe. Lengths available range from 6 inches to 5 feet. Its adjustable fittings and standard short lengths eliminate all cutting, fitting and special engineering. An improved joint design provides for a rapid and secure connection in seconds. The use of our "LockTab®" feature gives installers the option of engaging this tab instead of using sheet metal screws.



QC

ROUND VENT PIPE 10" THROUGH 48" 8-12

MetalBest® QC round vent pipe is a Listed Type "B" gas vent pipe. Maximum weight is only 26 lbs. per foot (48" diameter). 18" and 30" lengths combine to produce required heights. Adjustable lengths eliminate cutting and fitting and provide expansion joints between fixed support points on long pipe runs.



OVAL

OVAL VENT PIPE 4", 5" AND 6" 12-14

MetalBest® oval vent pipe, sizes 4", 5" and 6" provides the venting capacity of 4 inch, 5 inch and 6 inch round vent pipe. 4" is Listed for both Type "B", and Type "BW", use/installation in a 2 x 4 wall. 5" is Listed for Type "B" use/installation in a 2 x 4 and 2 x 6 wall. 6" is Listed for Type "B" use/installation in a 2 x 6 wall.



SWC/DWC

SINGLE/DOUBLE WALL FLEXIBLE B-VENT 15

MetalBest® SWC Single Wall Flexible Gas Vent pipe is available in 3" and 4" diameters in 2', 3', 4', & 5' lengths. MetalBest® DWC Double Wall Flexible Gas Vent pipe is available in 3", 4", & 5" diameters in 2', 3', 4', & 5' lengths designed for easy connection to standard Type B Gas Vent. DWC is now Listed for use as a "segment" of an unenclosed Type B gas vent system and is fully safety certified for use in conditioned and/or unconditioned attics and crawl spaces. DWC can simplify alignment of most installations by enabling a quick and easy offset between sections of rigid gas vent.

RUGGED CONSTRUCTION

Strong, durable galvanized steel outer pipe has internal spacing beads to assure a uniform insulating air space between pipe walls. Each end is die formed to assure uniform sizing for strong, easy to connect joints which resist wasteful handling and shipping damage.

The inner aluminum pipe is attached to the outer pipe at only one end. This arrangement allows for differential expansion between the two pipes, eliminating operational noises.

ASSURED SAFETY

The double wall (pipe within a pipe) construction with its built-in air space, provides permanent insulation and keeps the inner pipe hot and the outer pipe relatively cool. Such construction creates quick, strong vent action, eliminates condensation in the pipe or overheating of nearby enclosure surfaces.

With special factory supplied parts, 4" WV oval pipe can be installed at less than one inch clearance to combustible surfaces as a Type B-W vent for recessed wall furnaces or as a Type "B" vent through 2 x 4 walls.

FULLY TESTED AND LISTED

MetalBest® Gas Vent pipe and fittings have been tested and listed per UL 441 for installation as Type "B" and B-W gas vents to be installed in single and multi-story buildings in accordance with the standards of The National Fire Protection Association NFPA54 and NFPA211.

They must be enclosed in occupied portions of a building. When the enclosure is made of combustible material, sizes 3" - 24" diameter pipe must have 1" clearance and sizes 26" - 48" diameters must have 2" clearance. Refer to MetalBest® illustrated installation instructions for proper procedures.

WARNING

The products in this catalog are only for use on approved gas burning equipment. Do not use any gas vent on oil or woodburning appliances. These fuels can produce temperatures which may damage the gas vent with resulting hazard to both life and property. These gas vents are not suitable for use when sealed, pressure type, or leakproof systems are called for. For residential "high efficiency" gas burning appliances which may need sealed systems, Type "B" vents may be used only if allowed by the appliance manufacturer's installation instructions.

SPECIFICATIONS FOR VENTING APPROVED GAS BURNING APPLIANCES WITH TYPE "B" GAS VENT PIPE

The gas vent system shall be so engineered and constructed as to develop a positive flow adequate to exhaust all flue gases to outside atmosphere, without condensation within the vent or spillage at any appliance draft hood.

All flue-gas carrying parts of the vent system shall be MetalBest® Type B double-wall gas vent piping, and such piping shall be continuous from the appliances' outlets into the MetalBest® vent top of housing.


MetalBest® gas vent piping shall be installed in full compliance with the terms of its Underwriters' Laboratories, Inc. Listing, with the manufacturer's installation instructions, and with nationally recognized building codes representing good practice for such installations.

LOCKTAB® FEATURE FOR TYPE "B" RV GAS VENT




To use the LockTab® feature:


Our non-positional lock system on the MetalBest® RV Gas Vent is the best lock system on the market today. The incorporation of the LockTab® feature simply improves our lock system by adding flexibility and meeting market needs.



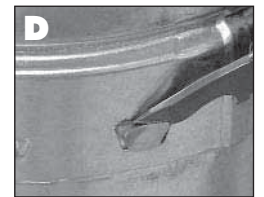
The Locktab is located on the female end of the gas vent.



Assemble the gas vent sections



The Locktab is then depressed with a thumb or blunt object such as a screwdriver into the lock channel of the male end



To disengage the Locktab, pry it up by using a screwdriver or knifeblade

RV 3" THROUGH 8"

The RV line of MetalBest® round vent pipe and fittings is designed for use on approved gas appliances in residential and light commercial and industrial applications. Round vents for large appliances will be found in the QC section which follows.


NOTE: Size refers to the inside diameter of the pipe or fitting. The outside diameter of RV is approximately 1/2" larger. Outer material is 28 GA galvanized steel. Inner liner is aluminum.

LOCKTAB® – You no longer have to use sheet metal screws to secure pipe connections if local codes require you to. Just press the "LockTab" and you are done.

VENT PIPE

ROUND PIPE

- Available in 6 sizes
- Easy to assemble and can be combined to obtain the required installation height
- Sectional overlap of 1.5". Hence, net assembled length is 1.5" less than listed lengths



Size	Product No.	Part No.	Lengths
3"	103060	3RV-5	Pipe - 5'
	103048	3RV-4	Pipe - 4'
	103036	3RV-3	Pipe - 3'
	103024	3RV-2	Pipe - 2'
	103018	3RV-18	Pipe - 18"
	103012	3RV-12	Pipe - 12"
103006	3RV-6	Pipe - 6"	

Size	Product No.	Part No.	Lengths
4"	104060	4RV-5	Pipe - 5'
	104048	4RV-4	Pipe - 4'
	104036	4RV-3	Pipe - 3'
	104024	4RV-2	Pipe - 2'
	104018	4RV-18	Pipe - 18"
	104012	4RV-12	Pipe - 12"
104006	4RV-6	Pipe - 6"	

Size	Product No.	Part No.	Lengths
5"	105060	5RV-5	Pipe - 5'
	105048	5RV-4	Pipe - 4'
	105036	5RV-3	Pipe - 3'
	105024	5RV-2	Pipe - 2'
	105018	5RV-18	Pipe - 18"
	105012	5RV-12	Pipe - 12"
105006	5RV-6	Pipe - 6"	


Size	Product No.	Part No.	Lengths
6"	106060	6RV-5	Pipe - 5'
	106048	6RV-4	Pipe - 4'
	106036	6RV-3	Pipe - 3'
	106024	6RV-2	Pipe - 2'
	106018	6RV-18	Pipe - 18"
	106012	6RV-12	Pipe - 12"
106006	6RV-6	Pipe - 6"	

Size	Product No.	Part No.	Lengths
7"	107060	7RV-5	Pipe - 5'
	107048	7RV-4	Pipe - 4'
	107036	7RV-3	Pipe - 3'
	107024	7RV-2	Pipe - 2'
	107018	7RV-18	Pipe - 18"
	107012	7RV-12	Pipe - 12"
107006	7RV-6	Pipe - 6"	

Size	Product No.	Part No.	Lengths
8"	108060	8RV-5	Pipe - 5'
	108048	8RV-4	Pipe - 4'
	108036	8RV-3	Pipe - 3'
	108024	8RV-2	Pipe - 2'
	108018	8RV-18	Pipe - 18"
	108012	8RV-12	Pipe - 12"
108006	8RV-6	Pipe - 6"	

ADJUSTABLE LENGTH

- Used in combination with a straight length, this component assures that an exact required vent length can be achieved
- Allows for easy disassembly and can absorb the linear expansion of longer pipe lengths
- 12" Length adjusts from 3 1/2" to 10 1/2"
- 18" Length adjusts from 6" to 16"



Size	Product No.	Part No.	Lengths
3"	103082	3RV-AJ12	12"
	103084	3RV-AJ18	18"

Size	Product No.	Part No.	Lengths
4"	104082	4RV-AJ12	12"
	104084	4RV-AJ18	18"

Size	Product No.	Part No.	Lengths
5"	105082	5RV-AJ12	12"
	105084	5RV-AJ18	18"

Size	Product No.	Part No.	Lengths
6"	106082	6RV-AJ12	12"
	106084	6RV-AJ18	18"

Size	Product No.	Part No.	Lengths
7"	107082	7RV-AJ12	12"

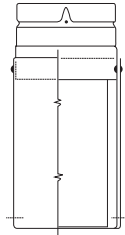
Size	Product No.	Part No.	Lengths
8"	108082	8RV-AJ12	12"

RV

3" THROUGH 8"

VENT PIPE

EZ ADJUSTABLE LENGTH - Used in combination with a straight length, assures an exact length can be achieved
 - 12" Length adjusts from 3 1/2" to 10 1/2"
 - 18" Length adjusts from 6" to 16"



Size	Product No.	Part No.	Lengths
3"	103086	3RV-EZAJ12	12"
	103090	3RV-EZAJ18	18"
4"	104086	4RV-EZAJ12	12"
	104090	4RV-EZAJ18	18"

Size	Product No.	Part No.	Lengths
5"	105086	5RV-EZAJ12	12"
	105090	5RV-EZAJ18	18"

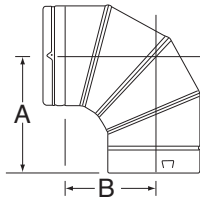
Size	Product No.	Part No.	Lengths
6"	106086	6RV-EZAJ12	12"
	106090	6RV-EZAJ18	18"

Size	Product No.	Part No.	Lengths
7"	107086	7RV-EZAJ12	12"

Size	Product No.	Part No.	Lengths
8"	108086	8RV-EZAJ12	12"

ELBOWS, TEES AND WYES

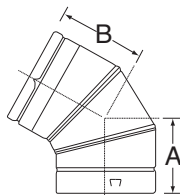
90° ADJUSTABLE ELBOW - Used when an offset is required to avoid obstructions such as rafters, joists and other construction obstacles
 - Used to orient pipe between vertical and horizontal orientation
 - Four piece adjustable elbow twists for easy offsets



Size	Product No.	Part No.	a	b
3"	103230	3RV-90	6 3/8"	5 1/8"
4"	104230	4RV-90	6 3/8"	5 1/8"
5"	105230	5RV-90	6 3/8"	5 1/8"
6"	106230	6RV-90	6 3/8"	5 1/8"
7"	107230	7RV-90	8"	6 1/2"
8"	108230	8RV-90	8 1/4"	6 3/4"

NOTE: 3", 4", 5", 6" - 90° Elbow - Four Gore
 7", 8" - 90° Elbow - Three Gore

45°/60° ADJUSTABLE ELBOW - Used when an offset is required to avoid obstructions such as rafters, joists and other construction obstacles
 - Three piece adjustable elbow twists for easy offsets



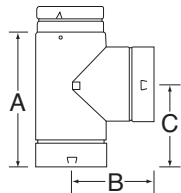
45° Adjustable Elbow

Size	Product No.	Part No.	Outer	a	b
7"	107215	7RV-45	7 1/2"	3 3/16"	7 1/2"
8"	108215	8RV-45	8 1/2"	3 1/4"	8 1/2"

45°/60° Adjustable Elbow

Size	Product No.	Part No.	Outer	a	b
3"	103222	3RV-60	3 1/2"	4 3/8"	5 1/8"
4"	104222	4RV-60	4 1/2"	4 3/8"	5 1/8"
5"	105222	5RV-60	5 1/2"	4 3/8"	5 1/8"
6"	106222	6RV-60	6 1/2"	4 3/8"	5 1/8"

STANDARD TEE - Used to transition system from horizontal to vertical orientation
 - Provides easy access for inspection and maintenance
 - Tee Cap sold separately



Size	Product No.	Part No.	a	b	c
3"	103100	3RV-TS	6 3/8"	4 1/4"	4 1/4"
4"	104100	4RV-TS	8 1/2"	4 3/4"	5"
5"	105100	5RV-TS	9 1/2"	5 1/4"	5 1/2"
6"	106100	6RV-TS	10 1/2"	5 3/4"	6"
7"	107100	7RV-TS	11 1/2"	6 1/4"	6 1/2"
8"	108100	8RV-TS	12 1/2"	6 3/4"	7"

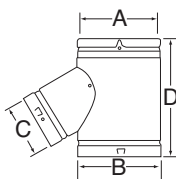
NOTE: Reduction Tee Available.

TEE CAP - Used at bottom of Tee
 - Removable for easy system maintenance



Size	Product No.	Part No.
3"	103180	3RV-TC
4"	104180	4RV-TC
5"	105180	5RV-TC
6"	106180	6RV-TC
7"	107180	7RV-TC
8"	108180	8RV-TC

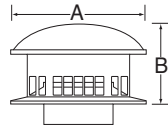
FIXED WYE - Used to transition system from horizontal to vertical orientation
 - Provides better flue gas flow than a traditional Tee



Size	Product No.	Part No.	a	b	c	d
4" x 3"	104133	4RV3-FY	4"	4"	3"	10"
4" x 4"	104134	4RV4-FY	4"	4"	4"	10"
5" x 3"	105133	5RV3-FY	5"	5"	3"	10"
5" x 4"	105134	5RV4-FY	5"	5"	4"	10"
5" x 4" x 3"	1051343	5RV4-3FY	5"	4"	3"	11.5"
5" x 4" x 4"	1051344	5RV4-4FY	5"	4"	4"	11.5"
6" x 3"	106133	6RV3-FY	6"	6"	3"	11"
6" x 4"	106134	6RV4-FY	6"	6"	4"	11"
6" x 5"	106135	6RV5-FY	6"	6"	5"	11"

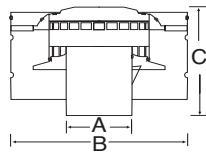
TOPS, SUPPORTS AND FIRESTOPS

TOP (BIRD PROOF*) - These tops cannot be used for wood burning applications
 - Helps prevent rain and debris from entering the vent
 - External screen prevents entry of most bird species



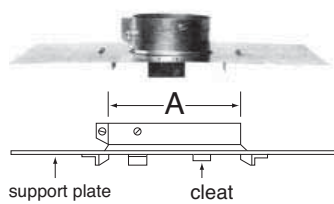
Size	Product No.	Part No.	a	b
3"	103800	3RV-RT	6"	3 1/4"
4"	104800	4RV-RT	8"	4 1/4"
5"	105800	5RV-RT	10"	5 1/4"
6"	106800	6RV-RT	12"	6 1/4"
7"	107800	7RV-RT	14"	7 1/2"
8"	108800	8RV-RT	16"	8 1/2"

HI-WIND TOP - Used in high wind environments
 - Improves flue gas flow to prevent downdrafts



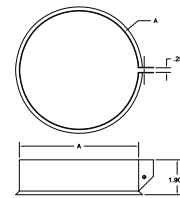
Size	Product No.	Part No.	a	b	c
3"	103802	3RV-HWT	3"	8"	5 1/2"
4"	104802	4RV-HWT	4"	10"	6"
5"	105802	5RV-HWT	5"	12"	7"
6"	106802	6RV-HWT	6"	14"	7 1/2"

SUPPORT ASSEMBLY - Support Plate should be installed above the joist
 - Support Plate also serves as a firestop
 - Will support a maximum of 60' of gas vent



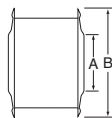
Size	Product No.	Part No.	a	Support Plate Dim
3"	103400	3RV-GVS	3 5/8"	17" x 10"
4"	104400	4RV-GVS	4 5/8"	17" x 10"
5"	105400	5RV-GVS	5 5/8"	17" x 12"
6"	106400	6RV-GVS	6 5/8"	17" x 12"
7"	107400	7RV-GVS	7 5/8"	17" x 14"
8"	108400	8RV-GVS	8 5/8"	17" x 14"

GAS VENT SUPPORT COLLAR & HARDWARE



Size	Product No.	Part No.	a
3"	103402	3RV-GVSB	3 5/8"
4"	104402	4RV-GVSB	4 5/8"
5"	105402	5RV-GVSB	5 5/8"
6"	106402	6RV-GVSB	6 5/8"
7"	107402	7RV-GVSB	7 5/8"

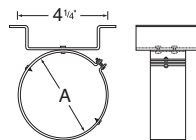
WALL THIMBLE - Used to ensure clearance to combustibles is maintained
 - Wall Thimble also serves as a firestop
 - Adjusts from 4 - 1/8" to 7" to fit thickness of wall



Size	Product No.	Part No.	a	b
3"	187703	3RV-WT	3 5/8"	7"
4"	187704	4RV-WT	4 5/8"	8 1/4"
5"	187705	5RV-WT	5 5/8"	9 1/2"
6"	187706	6RV-WT	6 5/8"	10 3/4"
7"	187707	7RV-WT	7 3/4"	11"
8"	187708	8RV-WT	8 3/4"	12 1/2"

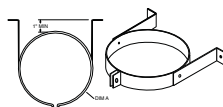
NOTE: Adjusts from 4 5/8" to 7" to fit thickness of wall.

WALL SUPPORT/BAND ASSEMBLY - Used to stabilize the pipe against an outside wall
 - Must be installed just above the Tee and every 6' thereafter



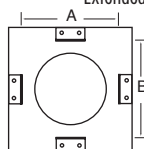

Size	Product No.	Part No.	a
3"	103430	3RV-WS/B	3 5/8"
4"	104430	4RV-WS/B	4 5/8"
5"	105430	5RV-WS/B	5 5/8"
6"	106430	6RV-WS/B	6 5/8"
7"	107430	7RV-WS/B	7 5/8"
8"	108430	8RV-WS/B	8 5/8"

WALL BAND - Used to stabilize the pipe against an outside wall
 - Must be installed just above the Tee and every 6' thereafter



Size	Product No.	Part No.	a
3"	103431	3RV-WB	3 1/2" min
4"	104431	4RV-WB	4 1/2" min
5"	105431	5RV-WB	5 1/2" min

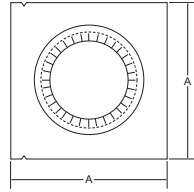

GAS VENT FIRESTOP SPACER - Used to protect combustible materials where pipe passes through a ceiling or wall
 - Extended bottom flange



Size	Product No.	Part No.	Framing Size a & b
3"	103461	3RV-FS	5 1/2"
4"	104461	4RV-FS	6 1/2"
5"	105461	5RV-FS	7 1/2"
6"	106461	6RV-FS	8 1/2"

TOPS, SUPPORTS AND FIRESTOPS

QUICK GRIP FIRESTOP/SPACER - Used to protect combustible materials where the pipe passes through a ceiling or wall

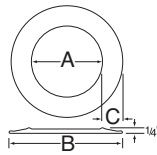


Size	Product No.	Part No.	a
3"	103406	3RV-FSP	9"
4"	104406	4RV-FSP	10"
5"	105406	5RV-FSP	11"
6"	106406	6RV-FSP	12"

Size	Product No.	Part No.	a	UL Model
3"	103404	3RV-FSPU	9"	
4"	104404	4RV-FSPU	10"	
5"	105404	5RV-FSPU	11"	
6"	106404	6RV-FSPU	12"	

NOTE: UL-listed model includes an attached spacer ring to ensure 1" clearance to combustibles.

PIPE COLLAR - Provides a decorative/finished appearance
- Pipe collar also acts as a firestop

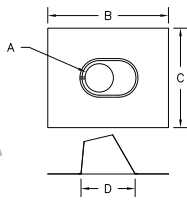



Size	Product No.	Part No.	a	b	c
3"	103460	3RV-GC	3 ³ / ₄ "	8 ¹ / ₂ "	2 ³ / ₈ "
4"	104460	4RV-GC	4 ³ / ₄ "	9 ¹ / ₂ "	2 ³ / ₈ "
5"	105460	5RV-GC	5 ³ / ₄ "	10 ¹ / ₂ "	2 ³ / ₈ "
6"	106460	6RV-GC	6 ³ / ₄ "	11 ¹ / ₂ "	2 ³ / ₈ "
7"	107460	7RV-GC	7 ³ / ₄ "	12 ¹ / ₂ "	2 ³ / ₈ "

NOTE: May be used as firestop for openings in floors, ceilings and walls.

FLASHINGS AND STORM COLLAR

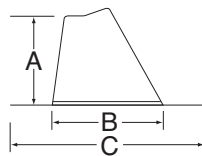

ADJUSTABLE ROOF FLASHING - Used where the vent passes through a roof



Size	Product No.	Part No.	Flat to 6/12			
			a	b	c	d
3"	103825	3RV-AF	3 ¹ / ₂ "	14 ⁷ / ₈ "	12 ¹ / ₄ "	6 ¹ / ₁₆ "
4"	104825	4RV-AF	4 ¹ / ₂ "	16"	13 ³ / ₄ "	7 ³ / ₄ "
5"	105825	5RV-AF	5 ¹ / ₂ "	16 ¹⁵ / ₁₆ "	14 ¹ / ₄ "	8 ⁷ / ₈ "
6"	106825	6RV-AF	6 ¹ / ₂ "	18"	15 ¹ / ₄ "	10"
7"	107825	7RV-AF	7 ¹ / ₂ "	19 ⁷ / ₈ "	16"	11 ¹ / ₈ "
8"	108825	8RV-AF	8 ¹ / ₂ "	20 ¹ / ₄ "	16 ¹⁵ / ₁₆ "	12 ¹ / ₄ "

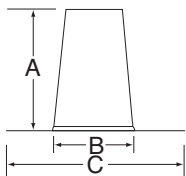
Size	Product No.	Part No.	6/12 to 12/12			
			a	b	c	d
3"	103830	3RV-AF12	3 ¹ / ₂ "	18"	15 ¹ / ₄ "	10 ¹ / ₄ "
4"	104830	4RV-AF12	4 ¹ / ₂ "	19 ⁷ / ₈ "	16"	11 ¹ / ₈ "
5"	105830	5RV-AF12	5 ¹ / ₂ "	20 ¹ / ₄ "	16 ¹⁵ / ₁₆ "	12 ¹ / ₄ "
6"	106830	6RV-AF12	6 ¹ / ₂ "	24 ¹ / ₄ "	20"	15 ⁵ / ₈ "
7"	107830	7RV-AF12	7 ¹ / ₂ "	24 ¹ / ₄ "	20"	15 ⁵ / ₈ "
8"	108830	8RV-AF12	8 ¹ / ₂ "	25"	19 ¹ / ₂ "	17 ⁵ / ₈ "

TALL CONE ADJUSTABLE ROOF FLASHING - Used where the vent passes through a roof
- Adjustable to 6/12 pitch



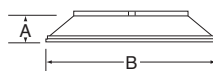
Size	Product No.	Part No.	a	b	c
3"	103820	3RV-TFA	8 ³ / ₄ "	11"	19 ¹ / ₂ "
4"	104820	4RV-TFA	8 ³ / ₄ "	11"	19 ¹ / ₂ "
5"	105820	5RV-TFA	8 ³ / ₄ "	11"	19 ¹ / ₂ "
6"	106820	6RV-TFA	8 ³ / ₄ "	11"	19 ¹ / ₂ "
7"	107820	7RV-TFA	8 ³ / ₄ "	14"	22"
8"	108820	8RV-TFA	8 ³ / ₄ "	15 ³ / ₁₆ "	23"

TALL CONE FLAT ROOF FLASHING - Used on flat roof surfaces



Size	Product No.	Part No.	a	b	c
3"	103815	3RV-TF	12"	7 ¹ / ₂ "	16 ¹ / ₂ "
4"	104815	4RV-TF	12"	7 ¹ / ₂ "	16 ¹ / ₂ "
5"	105815	5RV-TF	12"	7 ¹ / ₂ "	16 ¹ / ₂ "
6"	106815	6RV-TF	12"	11"	19 ¹ / ₂ "
7"	107815	7RV-TF	12"	11"	19 ¹ / ₂ "
8"	108815	8RV-TF	12"	11"	19 ¹ / ₂ "

STORM COLLAR - Used to provide a weather proof seal to pipe above roof line
- Used above the Flashing
- Seal inner edge with hi-temp silicone sealant

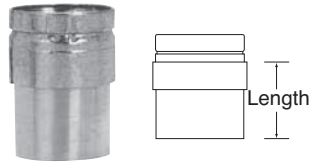


Size	Product No.	Part No.	a	b
3"	103810	3RV-SC	1 ⁷ / ₁₆ "	6 ⁵ / ₈ "
4"	104810	4RV-SC	1 ⁷ / ₁₆ "	7 ⁵ / ₈ "
5"	105810	5RV-SC	1 ⁷ / ₁₆ "	8 ⁵ / ₈ "
6"	106810	6RV-SC	1 ⁷ / ₁₆ "	9 ⁵ / ₈ "
7"	107810	7RV-SC	1 ⁷ / ₁₆ "	10 ³ / ₄ "
8"	108810	8RV-SC	1 ⁷ / ₁₆ "	11 ³ / ₄ "

NOTE: See instructions for use/limitations


ADAPTERS, CONNECTORS AND INCREASERS

DRAFT HOOD CONNECTOR - Connects C Vent to B Vent
- Used to connect pipe to draft hood at appliance



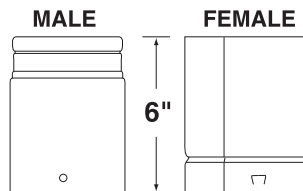
Size	Product No.	Part No.	Lengths
3"	103240	3RV-DH	4½"
4"	104240	4RV-DH	4½"
5"	105240	5RV-DH	4½"
6"	106240	6RV-DH	4½"
7"	107240	7RV-DH	7"
8"	108240	8RV-DH	8"

DRAFT HOOD CONNECTOR LONG



Size	Product No.	Part No.	Lengths
4"	104243	4RV-DHCL	5"

UNIVERSAL ADAPTERS - Used to connect B Vent to/from 1/4" Type B Gas Vent



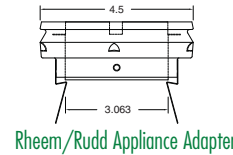
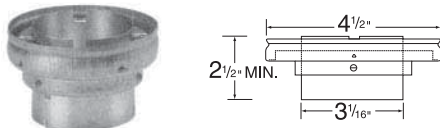
Universal Adapter - Male

Size	Product No.	Part No.
3"	103081	3RV-UAM
4"	104081	4RV-UAM
5"	105081	5RV-UAM
6"	106081	6RV-UAM
7"	107081	7RV-UAM
8"	108081	8RV-UAM

Universal Adapter - Female

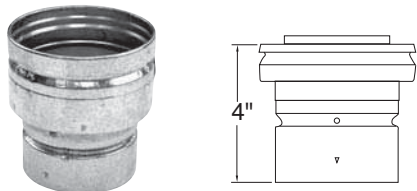
Size	Product No.	Part No.
3"	103080	3RV-UAF
4"	104080	4RV-UAF
5"	105080	5RV-UAF
6"	106080	6RV-UAF
7"	107080	7RV-UAF
8"	108080	8RV-UAF

APPLIANCE INCREASERS - Increase 3" to 4" only
- Only for use with Rheem / Rudd appliances



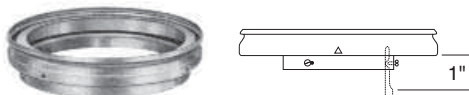
Size	Product No.	Part No.
3" x 4"	103244	3RV-AI4
3" x 4"	104248*	4RV-3RA

DOUBLE WALL INCREASER - Used to increase pipe diameter



Size	Size	Product No.	Part No.
3"	3" x 4"	103324	3RV-14DW
	3" x 5"	103325	3RV-15DW
4"	4" x 5"	104325	4RV-15DW
	4" x 6"	104326	4RV-16DW
5"	5" x 6"	105326	5RV-16DW

LOW PROFILE DOUBLE WALL INCREASER - Used to increase pipe diameter
- Used for tight installations to optimize space



3"	Size	Product No.	Part No.
	3" x 4"	103304	3RV-14
	3" x 5"	103305	3RV-15
	3" x 6"	103306	3RV-16
	3" x 7"	103307	3RV-17
	3" x 8"	103308	3RV-18

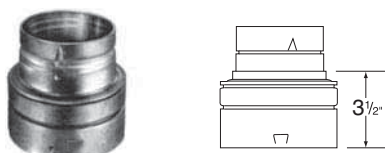
4"	Size	Product No.	Part No.
	4" x 5"	104305	4RV-15
	4" x 6"	104306	4RV-16
	4" x 7"	104307	4RV-17
	4" x 8"	104308	4RV-18

5"	Size	Product No.	Part No.
	5" x 6"	105306	5RV-16
	5" x 7"	105307	5RV-17
	5" x 8"	105308	5RV-18

6"	Size	Product No.	Part No.
	6" x 7"	106307	6RV-17
	6" x 8"	106308	6RV-18
	7" x 8"	107308	7RV-18
8"	8" x 10"	108310	8RV-110

NOTE: Other sizes available for project work on special order. Allow 30 working days after placing order. Maximum screw size 3/8"

REDUCER



Size	Product No.	Part No.	1 Step
4"	104363	4RV-R3	4" x 3"
5"	105364	5RV-R4	5" x 4"
6"	106365	6RV-R5	6" x 5"
7"	107366	7RV-R6	7" x 6"
8"	108367	8RV-R7	8" x 7"

NOTE: One step only

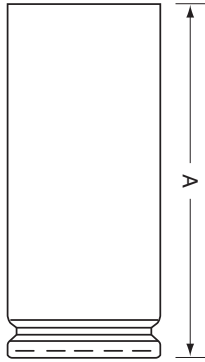
10" THROUGH 48"

The QC line of MetalBest® vent pipe and fittings is designed for large residential, industrial and commercial applications. Round vents for smaller appliances will be found in the preceding RV section.

NOTE: Size refers to the inside diameter of the pipe or fitting. The outside diameter is approximately 1" larger. Many QC components larger than 24" are not listed. Please have customer service contact manufacturing if you have special requirements. 18" and larger QC is build to order/No Returns

VENT PIPE

ROUND PIPE - Easy to assemble and can be combined to obtain the required installation height
 - Sectional overlap of 1.5". Hence, net assembled length is 1.5" less than listed lengths

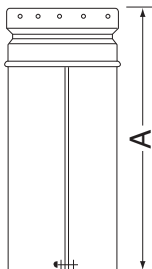


Size	Product No.	Part No.	Lengths
10"	110018	10QC-18	18"
	110030	10QC-30	30"
12"	112018	12QC-18	18"
	112030	12QC-30	30"
14"	114018	14QC-18	18"
	114030	14QC-30	30"

Size	Product No.	Part No.	Lengths
16"	116018	16QC-18	18"
	116030	16QC-30	30"
18"	118018	18QC-18	18"
	118030	18QC-30	30"
20"	120018	20QC-18	18"
	120030	20QC-30	30"
22"	122018	22QC-18	18"
	122030	22QC-30	30"
24"	124018	24QC-18	18"
	124030	24QC-30	30"
26"	126018	26QC-18	18"
	126030	26QC-30	30"
28"	128018	28QC-18	18"
	128030	28QC-30	30"
30"	130018	30QC-18	18"
	130030	30QC-30	30"

Size	Product No.	Part No.	Lengths
32"	132018	32QC-18	18"
	132030	32QC-30	30"
34"	134018	34QC-18	18"
	134030	34QC-30	30"
36"	136018	36QC-18	18"
	136030	36QC-30	30"
38"	138018	38QC-18	18"
	138030	38QC-30	30"
40"	140018	40QC-18	18"
	140030	40QC-30	30"
42"	142018	42QC-18	18"
	142030	42QC-30	30"
44"	144018	44QC-18	18"
	144030	44QC-30	30"
46"	146018	46QC-18	18"
	146030	46QC-30	30"
48"	148018	48QC-18	18"
	148030	48QC-30	30"

ADJUSTABLE LENGTH - Used in combination with a straight length, assures an exact length can be achieved
 - 18" Length adjusts from 4 1/2" to 16 1/2"

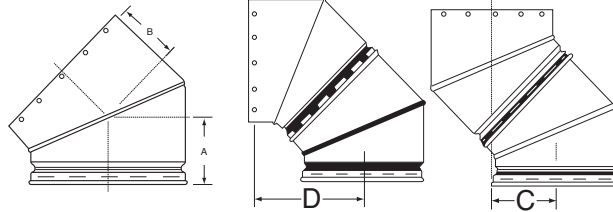


Size	Product No.	Part No.	Lengths
10"	110093	10QC-AJ	18"
12"	112093	12QC-AJ	18"
14"	114093	14QC-AJ	18"
16"	116093	16QC-AJ	18"
18"	118093	18QC-AJ	18"

Size	Product No.	Part No.	Lengths
20"	120093	20QC-AJ	18"
22"	122093	22QC-AJ	18"
24"	124093	24QC-AJ	18"
26"	126093	26QC-AJ	18"
28"	128093	28QC-AJ	18"
30"	130093	30QC-AJ	18"
	132093	32QC-AJ	18"
	134093	34QC-AJ	18"
	136093	36QC-AJ	18"
	138093	38QC-AJ	18"
40"	140093	40QC-AJ	18"
	142093	42QC-AJ	18"
	144093	44QC-AJ	18"
	146093	46QC-AJ	18"
	148093	48QC-AJ	18"

ELBOWS AND TEES

45° ELBOW - Used when an offset is required to avoid obstructions such as rafters, joists and other construction obstacles
 - Installed length is 3/4" less than "a" dimension
 - Elbow is fixed at 45 degrees. Other settings available on request.



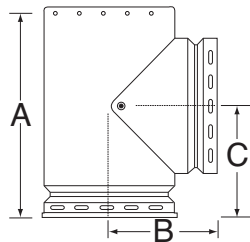

Size	Product No.	Part No.	a	b	c	d
10"	110215	10QC-45	5 1/2"	5"	7 1/2"	12 1/2"
12"	112215	12QC-45	6 3/4"	5 3/4"	9"	14 3/4"
14"	114215	14QC-45	7 1/4"	6 1/8"	9 1/2"	15 3/8"
16"	116215	16QC-45	7 1/2"	6 1/4"	9 3/4"	16"
18"	118215	18QC-45	7 1/2"	6 3/4"	9 1/2"	16 1/4"

Size	Product No.	Part No.	a	b	c	d
20"	120215	20QC-45	8 1/2"	7"	11"	18"
22"	122215	22QC-45	9 1/4"	7 1/4"	11 1/8"	18 1/8"
24"	124215	24QC-45	9"	8"	12"	20"
26"	126215	26QC-45	10 3/16"	9 5/16"	14 1/16"	23 1/2"
28"	128215	28QC-45	11"	9 3/4"	14 5/8"	24 1/8"

Size	Product No.	Part No.	a	b	c	d
30"	130215	30QC-45	11 1/16"	10 3/16"	15 3/16"	25 5/8"
32"	132215	32QC-45	11 1/8"	10 1/16"	15 3/4"	26 11/16"
34"	134215	34QC-45	12 3/16"	11 1/16"	16 5/16"	27 3/4"
36"	136215	36QC-45	12 3/4"	11 1/2"	16 7/8"	28 13/16"
38"	138215	38QC-45	13 3/16"	11 15/16"	17 3/16"	29 7/8"

Size	Product No.	Part No.	a	b	c	d
40"	140215	40QC-45	13 5/8"	12 3/8"	18"	30 15/16"
42"	142215	42QC-45	14 1/16"	12 3/16"	18 1/16"	32"
44"	144215	44QC-45	14 1/2"	13 1/4"	19 1/8"	33 1/16"
46"	146215	46QC-45	14 15/16"	13 11/16"	19 11/16"	34 3/16"
48"	148215	48QC-45	15 3/8"	14 1/8"	20 1/4"	35 1/4"

STANDARD AND REDUCTION TEES - Used to transition system from horizontal to vertical orientation
 - Provides easy access for inspection and maintenance
 - Tee Cap sold separately



Standard Tees

Size	Product No.	Part No.	a*	b*	c*
10"	110100	10QC-TS	21 1/2"	8 1/2"	8 1/2"
12"	112100	12QC-TS	21 1/2"	9 1/2"	9 1/2"
14"	114100	14QC-TS	21 1/2"	10 1/2"	10 1/2"
16"	116100	16QC-TS	23 1/2"	11 1/2"	11 1/2"
18"	118100	18QC-TS	25 1/2"	12 1/2"	12 1/2"

Size	Product No.	Part No.	a*	b*	c*
20"	120100	20QC-TS	27 1/2"	13 1/2"	13 1/2"
22"	122100	22QC-TS	29 1/2"	14 1/2"	14 1/2"
24"	124100	24QC-TS	31 1/2"	15 1/2"	15 1/2"
26"	126100	26QC-TS	33 3/4"	17 1/2"	17 1/2"
28"	128100	28QC-TS	35 3/4"	18 1/2"	18 1/2"

Size	Product No.	Part No.	a*	b*	c*
30"	130100	30QC-TS	37 3/4"	19 1/2"	19 1/2"
32"	132100	32QC-TS	39 3/4"	20 1/2"	20 1/2"
34"	134100	34QC-TS	41 3/4"	21 1/2"	21 1/2"
36"	136100	36QC-TS	43 3/4"	22 1/2"	22 1/2"
38"	138100	38QC-TS	45 3/4"	23 1/2"	23 1/2"

Size	Product No.	Part No.	a*	b*	c*
40"	140100	40QC-TS	47 3/4"	24 1/2"	24 1/2"
42"	142100	42QC-TS	49 3/4"	25 1/2"	25 1/2"
44"	144100	44QC-TS	51 3/4"	26 1/2"	26 1/2"
46"	146100	46QC-TS	53 3/4"	27 1/2"	27 1/2"
48"	148100	48QC-TS	55 3/4"	28 1/2"	28 1/2"

Reduction Tees*

Size	Product No.	Part No.	a*	b*	c*
12"	112108	12QC-RT	19 1/2"	12"	8"
14"	114108	14QC-RT	21 1/2"	14"	10"

***NOTE:** Reduction tees have constant body size and smaller size side arm, i.e. 14" x 14" x 10" or 42" x 42" x 18", etc. These and other special fittings for more complex manifold installations available on special order. Allow 30 working days after placing order.

TEE CAP - Used at bottom of Tee
 - Removable for easy system maintenance



Size	Product No.	Part No.
10"	110180	10QC-TC
12"	112180	12QC-TC
14"	114180	14QC-TC
16"	116180	16QC-TC
18"	118180	18QC-TC

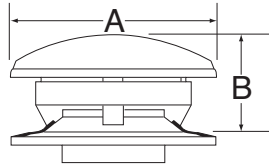
Size	Product No.	Part No.
20"	120180	20QC-TC
22"	122180	22QC-TC
24"	124180	24QC-TC
26"	126180	26QC-TC
28"	128180	28QC-TC

Size	Product No.	Part No.
30"	130180	30QC-TC
32"	132180	32QC-TC
34"	134180	34QC-TC
36"	136180	36QC-TC
38"	138180	38QC-TC

Size	Product No.	Part No.
40"	140180	40QC-TC
42"	142180	42QC-TC
44"	144180	44QC-TC
46"	146180	46QC-TC
48"	148180	48QC-TC

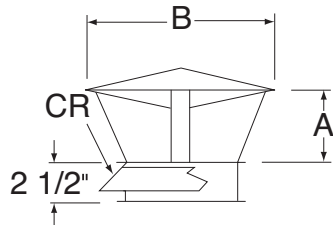
TOPS, SUPPORTS AND FIRESTOPS

TOP - Helps prevent rain and debris from entering the vent



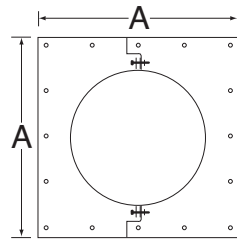

Size*	Product No.	Part No.	a	b
10"	110800	10QC-RT	20"	10 ³ / ₄ "
12"	112800	12QC-RT	24"	12 ³ / ₄ "
14"	114800	14QC-RT	28"	14 ³ / ₄ "
16"	116800	16QC-RT	32"	16 ³ / ₄ "
18"	118800	18QC-RT	36"	18 ³ / ₄ "
20"	120800	20QC-RT	40"	20 ¹ / ₂ "
22"	122800	22QC-RT	44"	22 ³ / ₄ "
24"	124800	24QC-RT	48"	24 ³ / ₄ "

STACK CAP - Helps prevent rain and debris from entering the vent



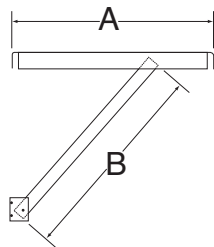
Size	Product No.	Part No.	a	b
26"	126800	26QC-RT	13"	44 ³ / ₈ "
28"	128800	28QC-RT	14"	47 ⁷ / ₈ "
30"	130800	30QC-RT	15	51 ¹ / ₄ "
32"	132800	32QC-RT	16	54 ³ / ₈ "
36"	136800	36QC-RT	18	61 ¹ / ₂ "
42"	142800	42QC-RT	21	71 ³ / ₄ "
48"	148800	48QC-RT	24	82"

SUPPORT PLATE - Fits into lower end of outer casing
- Will support up to 35' of 10" - 24" sizes of 16 gauge galvanized steel



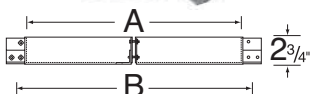
Size*	Product No.	Part No.	a (square*)
10"	110400	10QC-SP	16"
12"	112400	12QC-SP	18"
14"	114400	14QC-SP	20"
16"	116400	16QC-SP	22"
18"	118400	18QC-SP	24"
20"	120400	20QC-SP	26"
22"	122400	22QC-SP	28"
24"	124400	24QC-SP	30"

WALL SUPPORT - Used to support the venting system in Thru-The-Wall installations
- Support up to 35"



Size	Product No.	Part No.	a	b
10"	110430	10QC-WS	13"	19 ¹ / ₂ "
12"	112430	12QC-WS	15"	19 ¹ / ₂ "
14"	114430	14QC-WS	17"	19 ¹ / ₂ "
16"	116430	16QC-WS	19"	19 ¹ / ₂ "
18"	118430	18QC-WS	21"	23 ¹ / ₂ "
20"	120430	20QC-WS	23"	23 ¹ / ₂ "
22"	122430	22QC-WS	25"	23 ¹ / ₂ "
24"	124430	24QC-WS	27"	23 ¹ / ₂ "

BUCKET SUPPORT - Support venting system up to 35'

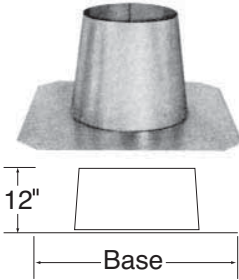


Size	Product No.	Part No.	a	b
26"	126400	26QC-SB	27"	30 ¹ / ₂ "
28"	128400	28QC-SB	29"	32 ¹ / ₂ "
30"	130400	30QC-SB	31"	34 ¹ / ₂ "
32"	132400	32QC-SB	33"	36 ¹ / ₂ "
34"	134400	34QC-SB	35"	38 ¹ / ₂ "
36"	136400	36QC-SB	37"	40 ¹ / ₂ "

Size	Product No.	Part No.	a	b
38"	138400	38QC-SB	39"	42 ¹ / ₂ "
40"	140400	40QC-SB	41"	44 ¹ / ₂ "
42"	142400	42QC-SB	43"	46 ¹ / ₂ "
44"	144400	44QC-SB	45"	48 ¹ / ₂ "
46"	146400	46QC-SB	47"	50 ¹ / ₂ "
48"	148400	48QC-SB	49"	52 ¹ / ₂ "

FLASHINGS AND STORM COLLAR

TALL CONE FLAT ROOF FLASHING - Used on flat roof surfaces

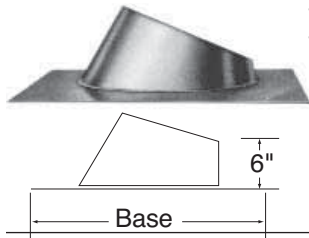


Size*	Product No.	Part No.	Base (Min. Dimension)
10"	110815	10QC-TF	21" x 21"
12"	112815	12QC-TF	23" x 23"
14"	114815	14QC-TF	25" x 25"
16"	118815	16QC-TF	27" x 27"
18"	118815	18QC-TF	34" x 34"
20"	120815	20QC-TF	36" x 36"
22"	122815	22QC-TF	38" x 38"

Size*	Product No.	Part No.	Base (Min. Dimension)
24"	124815	24QC-TF	40" x 40"
26"	126815	26QC-TF	42" x 42"
28"	128815	24QC-TF	44" x 44"
30"	130815	30QC-TF	46" x 46"
32"	132815	32QC-TF	48" x 48"
34"	134815	34QC-TF	50" x 50"
36"	136815	36QC-TF	52" x 52"

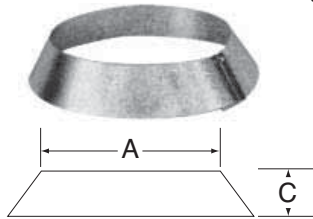
ADJUSTABLE FLASHING - Used where the vent passes through a roof

- Adjusts from 0/12 to 6/12 pitch
- Cone height is 6" for all sizes



Size*	Product No.	Part No.	Base (Min. Dimension)
10"	110825	10QC-AF	25 ³ / ₈ " x 21 ³ / ₈ "
12"	112825	12QC-AF	27 ¹ / ₈ " x 21 ³ / ₈ "
14"	114825	14QC-AF	29 ⁷ / ₈ " x 25"
16"	116825	16QC-AF	32 ¹ / ₈ " x 27"
18"	118825	18QC-AF	39" x 34"
20"	120825	20QC-AF	41" x 36"
22"	122825	22QC-AF	43" x 38"
24"	124825	24QC-AF	46" x 40"

- STORM COLLAR**
- Used to provide a weather proof seal to pipe above roof line
 - Used above the Flashing
 - Seal inner edge with hi-temp silicone sealant



Size	Product No.	Part No.	a	b
10"	110810	10QC-SC	11"	5 ¹ / ₂ "
12"	112810	12QC-SC	13"	5 ¹ / ₂ "
14"	114810	14QC-SC	15"	5 ¹ / ₂ "
16"	116810	16QC-SC	17"	5 ¹ / ₂ "
18"	118810	10QC-SC	19"	5 ¹ / ₂ "

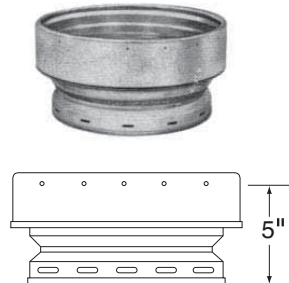
Size	Product No.	Part No.	a	b
30"	130810	30QC-SC	31"	6 ¹ / ₂ "
32"	132810	32QC-SC	33"	6 ¹ / ₂ "
34"	134810	34QC-SC	35"	6 ¹ / ₂ "
36"	136810	36QC-SC	37"	6 ¹ / ₂ "
38"	138810	38QC-SC	39"	6 ¹ / ₂ "

Size	Product No.	Part No.	a	b
20"	120810	20QC-SC	21"	6 ¹ / ₂ "
22"	122810	22QC-SC	23"	6 ¹ / ₂ "
24"	124810	24QC-SC	25"	6 ¹ / ₂ "
26"	126810	26QC-SC	27"	6 ¹ / ₂ "
28"	128810	28QC-SC	29"	6 ¹ / ₂ "

Size	Product No.	Part No.	a	b
40"	140810	40QC-SC	41"	6 ¹ / ₂ "
42"	142810	42QC-SC	43"	6 ¹ / ₂ "
44"	144810	44QC-SC	45"	6 ¹ / ₂ "
46"	146810	46QC-SC	47"	6 ¹ / ₂ "
48"	148810	48QC-SC	49"	6 ¹ / ₂ "

ADAPTERS, CONNECTORS AND INCREASERS

INCREASER - Used to increase pipe diameter



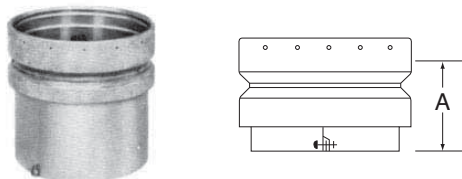
Size*	Product No.	Part No.	Dimensions
_ x 10"	—	10QC-	5"
_ x 12"	—	12QC-	5"
_ x 14"	—	14QC-	5"
_ x 16"	—	16QC-	5"
_ x 18"	—	18QC-	5"

Size*	Product No.	Part No.	Dimensions
_ x 30"	—	30QC-	5"
_ x 32"	—	32QC-	5"
_ x 34"	—	34QC-	5"
_ x 36"	—	36QC-	5"
_ x 38"	—	38QC-	5"

Size*	Product No.	Part No.	Dimensions
_ x 20"	—	20QC-	5"
_ x 22"	—	22QC-	5"
_ x 24"	—	24QC-	5"
_ x 26"	—	26QC-	5"
_ x 28"	—	28QC-	5"

Size*	Product No.	Part No.	Dimensions
_ x 40"	—	40QC-	5"
_ x 42"	—	42QC-	5"
_ x 44"	—	44QC-	5"
_ x 46"	—	46QC-	5"
_ x 48"	—	48QC-	5"

DRAFT HOOD CONNECTOR - Used to connect C Vent to B Vent
- Used to connect pipe to draft hood at appliance



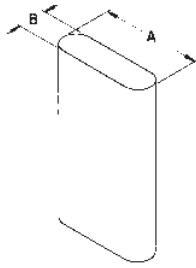
Size	Product No.	Part No.	a**
10"	110240	10QC-DH	8 ³ / ₄ "
12"	112240	12QC-DH	10 ³ / ₄ "
14"	114240	14QC-DH	4 ³ / ₈ "
16"	116240	16QC-DH	4 ³ / ₈ "
18"	118240	18QC-DH	4 ³ / ₈ "
20"	120240	20QC-DH	4 ³ / ₈ "
22"	122240	22QC-DH	4 ³ / ₈ "
24"	124240	24QC-DH	4 ³ / ₈ "

MODEL OV

4", 5" & 6"

VENT PIPE

OVAL PIPE - Offers all the advantages of round pipe, and may be used for the following types of installation.



- 4" Oval:**
Conventional Type B
Type B-2x4 when used with firestop
Type BW-2x4 with recessed heater
- 5" Oval:**
Type B
Type B-2x4
- 6" Oval:**
Type B-2x6

Size	Product No.	Part No.	OD/A	OD/B
4"	1640*	40V*	7 ¹ / ₁₆ "	2 ⁷ / ₈ "
5"	1650*	50V*	10 ³ / ₄ "	2 ⁷ / ₈ "
6"	1660*	60V*	11 ¹ / ₂ "	3 ¹ / ₄ "

* Add length to complete Product No. and Model No.

Sizes: 4", 5" - Lengths: 6", 12", 18", 24", 36", 48", 60"
 Sizes: 6" - Lengths: 6", 12", 18", 24", 36"

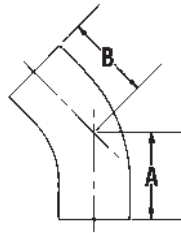
ADJUSTABLE OVAL PIPE - The adjustable length overlaps the standard pipe section to permit adjustments from 3" to 10".



Size	Product No.	Part No.
4"	164082	40V-AJ
5"	165082	50V-AJ
6"	166082	60V-AJ

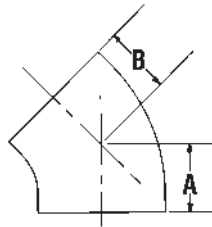
ELBOWS, TEES AND WYES

45° OVAL ELBOW - The standard 45° elbow is used in pairs where offsets are desired in 1" minimum clearance enclosures or open spaces, such as attics or basements. Add pipe sections between pairs to produce additional offset.



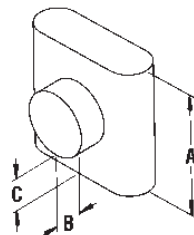
Size	Product No.	Part No.	A	B
4"	164215	40V-45S	3"	3"
5"	165215	50V-45S	3 ¹ / ₂ "	3 ¹ / ₂ "
6"	166215	60V-45S	4"	4"

45° OVAL ELBOW - FLAT - The flat 45° elbow is used in pairs where offsets are desired in 1" minimum clearance enclosures or open spaces, such as attics or basements. Add pipe sections between pairs to produce additional offset.



Size	Product No.	Part No.	A	B
4"	164220	40V-45F	3 ³ / ₄ "	3 ³ / ₄ "
5"	165220	50V-45F	4 ³ / ₄ "	4 ³ / ₄ "
6"	166220	60V-45F	5"	5"

STANDARD OVAL TEE - The branch size and trunk size have the same diameter. The tee branch accepts either double- or single-wall pipe.



Size	Product No.	Part No.	A	B	C
4"	164100	40V-TS	12"	2 ⁹ / ₁₆ "	2 ³ / ₈ "
5"	165100	50V-TS	12"	2 ⁹ / ₁₆ "	2 ³ / ₈ "
6"	166100	60V-TS	12"	2 ⁵ / ₈ "	2 ³ / ₄ "

ELBOWS, TEES AND WYES

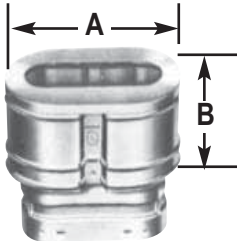
STANDARD OVAL TEE CAP - The tee cap is used for closing off the bottom of the tee.



Size	Product No.	Part No.
4"	164180	40V-TC
5"	165180	50V-TC
6"	166180	60V-TC

TOPS, SUPPORTS AND FIRESTOPS


4" OVAL TOP



Size	Product No.	Part No.	A	B
4"	164800	40V-OT	5 3/8" x 8 1/2"	3 1/2"

NOTE:
For 50V and 60V Tops, use Oval to Round Adapters in conjunction with standard RV Round Tops.

OVAL VENT KIT - The kit includes: 2 - 40V-24, 40V-BP, 40V-CS, 40V-RV4.



Size	Product No.	Part No.
4"	164620	40V-VK

OVAL TEE SUPPORT - The tee support is used to support and center the tee. Use with the tee cap shown above.



Size	Product No.	Part No.
4"	164430	40V-ST
5"	165430	50V-ST
6"	166430	60V-ST

OVAL FIRESTOP SPACERS

-The firestop spacers center vent in 16" O.C. stud space and serve as a firestop at the ceiling level. This is a required component for Type B 2 x 4 and multi-story Type BW installations.



Size	Product No.	Part No.	Wall
4"	164460	40V-FS	2" x 4"
5"	165460	50V-FS	2" x 4"
4"	164465	40V-FS6	2" x 6"
5"	165465	50V-FS6	2" x 6"
6"	166460	60V-FS	2" x 6"

TYPE BW HOLD-DOWN PLATE


- The Type BW hold-down plate is required for connecting Type BW vent to a wall furnace outlet.



Size	Product No.	Part No.
4"	164410	40V-BP

TYPE BW PLATE SPACERS

- Type BW plate spacers are required at the first ceiling level above a wall furnace to center and space vent properly and to provide the required opening between floors. Firestop spacers must be used at subsequent levels.




Size	Product No.	Part No.
4"	164520	40V-CS

MODEL OV

4", 5" & 6"

TOPS, SUPPORTS AND FIRESTOPS

TYPE BW ATTIC SHIELD



- The Type BW attic shield is used on a single-story AVS building or on the top story of a multi-story building for Type BW gas vent. A 26-gauge galvanized sleeve should extend from the top of the ceiling plate into the attic. A Type BW attic shield is required by Los Angeles Code and UMC.

Size	Product No.	Part No.
4"	164490	40V-AS

TYPE BW INSTALL KIT


- The Type BW installation kit contains one pair of Type BW plate spacers (40V-CS) and one BW Hold Down Plate (40V-BP).

Size	Product No.	Part No.
4"	164607	40V-BW

FLASHINGS AND STORM COLLAR

FLAT TO 5/12 PITCH FLASHING

- The flashing is installed either parallel or perpendicular to the roof ridge, and fits roof pitches flat to 5/12.



Size	Product No.	Part No.
4"	164825	40V-AF
5"	165825	50V-AF
6"	166825	60V-AF

OVAL STORM COLLAR

- The storm collar serves as a counter flashing and requires mastic to seal to the vent pipe.

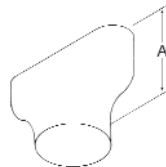


Size	Product No.	Part No.
4"	164810	40V-SC
5"	165810	50V-SC
6"	166810	60V-SC

ADAPTERS, CONNECTORS AND INCREASERS

ROUND TO OVAL ADAPTER

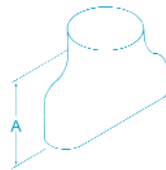
- The round-to-oval adapter is used for conversion of vent from round to oval.



Size	Product No.	Part No.	A
4"	164370	4RV-OV4	6 ⁷ / ₈ "
5"	165370	5RV-OV5	9 ³ / ₈ "
6"	166370	6RV-OV6	10 ³ / ₄ "

OVAL TO ROUND ADAPTER

- The oval-to-round adapter is used for conversion of vent from oval to round.



Size	Product No.	Part No.	A
4"	164380	40V-RV4	6 ⁷ / ₈ "
5"	165380	50V-RV5	9 ³ / ₈ "
6"	166380	60V-RV6	10 ³ / ₄ "

4" OVAL INCREASER TO 5"

- The increaser permits increasing of vent from 4" oval to 5" oval.



Size	Product No.	Part No.
4"	164930	40V-50V

DWC

DOUBLE WALL FLEXIBLE B-VENT 3" THROUGH 5"

MetalBest® DWC Double Wall Flexible Gas Vent pipe is available in 3", 4", & 5" diameters in 2', 3', 4', & 5' lengths designed for easy connection to standard Type B Gas Vent. DWC is listed for use as a "segment" of an unenclosed Type B gas vent system and is fully safety certified for use in conditioned and/or unconditioned attics and crawl spaces. DWC can simplify alignment of most installations by enabling a quick and easy offset between sections of rigid gas vent.



3"	Product No.	Part No.
	1730022	3DWC - 2'
	1730033	3DWC - 3'
	1730044	3DWC - 4'
	1730066	3DWC - 5'
	1734300	3DWC - SS

4"	Product No.	Part No.
	1740022	4DWC - 2'
	1740033	4DWC - 3'
	1740044	4DWC - 4'
	1740066	4DWC - 5'
	1744300	4DWC - SS

5"	Product No.	Part No.
	1750022	5DWC - 2'
	1750033	5DWC - 3'
	1750044	5DWC - 4'
	1750066	5DWC - 5'
	1754300	5DWC - SS

NOTE: SS = Support Spacer

SWC

SINGLE WALL FLEXIBLE B-VENT 3" THROUGH 4"

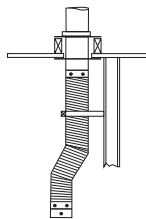
The Selkirk MetalBest® Model SWC Single Wall Flexible Gas Vent is for use with listed gas-fired appliances equipped with draft hoods and other appliances listed for use with Type B gas vent. This connector system eliminates the need for elbows and reduces height interference associated with rigid gas vent. This greatly simplifies most gas appliance vent installations. Flex connector pipe is available in 3", & 4" diameters in 2', 3', 4', & 5' lengths designed for easy connection to standard MetalBest Type B Gas Vent.



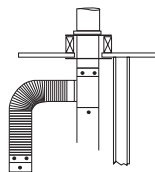
3"	Product No.	Part No.
	173002	3SWC - 2' Flex Connector
	173003	3SWC - 3' Flex Connector
	173004	3SWC - 4' Flex Connector
	173006	3SWC - 5' Flex Connector
	173430	3SWC - SS Support Spacer

4"	Product No.	Part No.
	174002	4SWC - 2' Flex Connector
	174003	4SWC - 3' Flex Connector
	174004	4SWC - 4' Flex Connector
	174006	4SWC - 5' Flex Connector
	174103	4SWC - T3 Single Wall Tee 3" SNT
	174104	4SWC - T4 Single Wall Tee 4" SNT
	174430	4SWC - SS Support Spacer

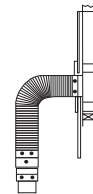
TYPICAL INSTALLATIONS



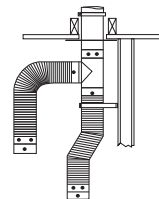
OFFSET THRU CEILING



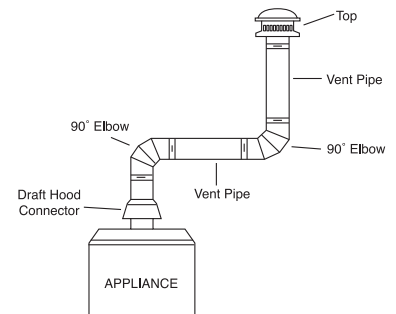
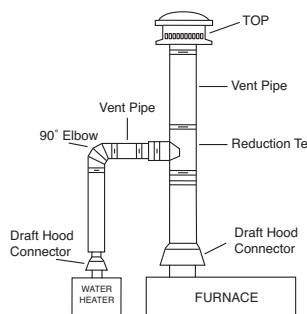
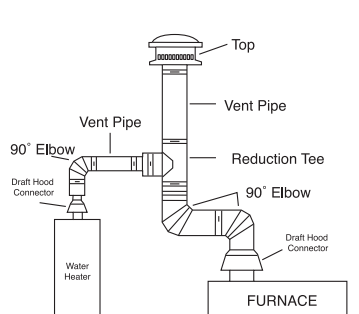
90° OFFSET W/TEE



THRU THE WALL



COMBINED VENT THRU CEILING





The Best Warranty in the Industry

MetalBest Chimney & Venting Systems feature advanced engineering designs and premium materials which allow us to offer a Lifetime Warranty.

See written warranty for details.

All HEARTH Products Are Not Created Equal.



Aluminum Chimney Liners



Stainless Steel Chimney Liners



Pellet-Pipe



Insulated Chimney Systems



Stove Pipe



Direct Vent Pipe for Gas, Pellet, or Multi Fuel

Complete Product Lines to Meet Your Market Needs!

HVAC Products

AirMate:

Registers
Grilles
Diffusers

Chimney:

Ultra-Temp
Ultra-Temp Large
Galva-Temp
Galva-Temp Large

Venting:

Direct-Temp / Gas
RV & QC Type B Gas Vent
Flexi-Liner
Versa-Liner
Saf-T Vent Special Gas Vent

Smart air & energy solutions

UV Lights
Residential Zoning
Energy Recovery Ventilator

Hearth Products

Chimney:

Ultra-Temp
Ultra-Temp Large
Galva-Temp
Galva-Temp Large

Fireplaces:

MAX! HE

Venting:

Direct-Temp / Gas
Direct-Temp / Pellet
Direct-Temp / Multi-Fuel
Double Wall Stove Pipe
Saf-T Pipe
VP Pellet Pipe
Flexi-Liner
Versa-Liner
Saf-T Liner



Reduce, Reuse, Recycle
Our literature is printed on recyclable paper