

# Direct Vent

Gas Fireplaces





## From our family to yours

With over 30 years in the hearth industry, we are able to offer you a wide range of products, all proudly carrying the President's Limited Lifetime Warranty. The years of experience, care and quality results in the creation of hearth products that possess a timeless and enduring style, worthy of a place in your home.

As the largest, family owned hearth products and gas grill manufacturer in North America, we invite you to experience the complete family line-up of Napoleon® wood, gas, electric and oil burning fireplaces, inserts and stoves. Our products are available for viewing at an authorized Napoleon® dealer nearest you or online at [www.napoleonfireplaces.com](http://www.napoleonfireplaces.com).

# WHY NAPOLEON®?

## Making your life easier...

Napoleon® fireplaces are designed to provide you absolute comfort and control at the touch of your fingertips. It's that easy. When you install a Napoleon® direct vent gas fireplace, you can rest assured that you will enjoy a lifetime of instant ambiance with reliable performance year after year.

## An investment you can count on...

Your new Napoleon® fireplace adds value to your home while at the same time giving you uncompromising comfort and a reliable heating source. Aside from kitchen and bathroom renovations, fireplaces add the highest return on your home investment. Nothing to lose and everything to gain.

## Create your personal design statement...

Surround yourself with a home environment that makes you feel good, relaxed and proud to reflect your decorating style. Thousands of designer options are available to create the exact statement you have been looking for.

## Highest efficiencies, maximum comfort...

Years of research, design and testing have enhanced optimum performance allowing Napoleon® products to achieve some of the highest heater rating efficiencies on the market. Napoleon® continuously surpasses industry standards not only in appearance but in efficiency and performance.

## Beautiful fires, best flame in the industry...

With advanced burner technology and innovative design, Napoleon's flame and exclusive PHAZER® log sets are so realistic it's hard to tell the difference from a real wood burning fire.

## Authorized dealer support network...

With over 3,000 reputable authorized dealers across North America and Europe, Napoleon® provides professional and consistent training and technical support to ensure your fireplace is installed by a certified, reputable installation technician.

## Outstanding Reliable Warranty...

Each and every Napoleon® fireplace is designed and manufactured to strict quality testing standards and backed by the President's Limited Lifetime Warranty, guaranteed to give you the solid performance you deserve. (Registered under the world recognized ISO 9001-2000)

## Mantel Selection ...

Napoleon® offers a complete selection of wood and architectural cast stone mantel packages. Ask your dealer for details or view online at [www.napoleonfireplaces.com](http://www.napoleonfireplaces.com).



Wolf Steel Manufacturing



Napoleon Appliance Corp.



Wolf Steel Montreal



Wolf Steel USA




Made in North America



Wolf Steel Corporate Offices

### Legend

-  Advanced Burner System  
YELLOW DANCING FLAME™
-  Optional Heat Circulating Blower
-  Radiant Heat
-  Optional Full Function Digital Remote
-  No Electricity Required to Light or Operate
-  Money Saving
-  Built-in Night Light™



# Designer Options & Accessories To Customize Your Fireplace

See page 22 for full details on options available for each model.

## Ornamental Insets



Heritage



Diamond



Gothic



Seashell



Eclipse




Satin Chrome†



Painted Black Metallic†

## Decorative Finishes



24 karat gold plated



Black gold




24 karat brushed gold plated\*\*\*



Brushed copper\*\*\*



Brushed stainless steel\*\*



Painted black\*

\*Painted black available for Heritage insets only.

\*\*Brushed stainless steel available for Heritage and Diamond only.

\*\*\*Available on special order only.

†Available on GD19 only.

## Panel Options

Firebox lining adds a masonry fireplace feel to your unit.



Decorative Sandstone Brick



Metal Brick



Old Town Red™ Brick



Sandstone Herringbone



Sandstone Decorative Brick/Stone



MIRRO-FLAME™ Radiant Porcelain Reflective Panels echo flames throughout the firebox

## Decorative Door Kits



Webbed arched door kit  
Gold or black doors available



Arched door kit  
Gold or black doors available



Rectangular door kit  
Gold or black doors available



Northern door  
Gold, black or pewter finish



Southwestern door  
Gold, black or pewter finish



Bay Front

## Bevelled Trim Kits

Available in 3" or 6"



Painted black



Antique brass finish



Polished brass finish



Brushed stainless steel finish

## 3" Trim Kits



Antique brass finish



Polished brass finish



Brushed stainless steel finish

## Andirons

Designed to simply stand in front of the logs and give the optimum masonry look and feel. They will fit directly in a bay window or bay front kit or rest inside the fire box.



## Cast Iron Surrounds



Porcelain enamel Majolica green



Porcelain enamel Majolica brown



Porcelain enamel black



Painted black

## Louvres



Antique brass finish



Brushed stainless steel finish



Polished brass finish



Painted black finish

# Outstanding Features of Napoleon's Advanced Technology



## Advanced Burner Technology

Napoleon's sophisticated burner system offers superior flame technology. Strategically placed burner ports create the most realistic flames in the industry.



## Finely Tuned Precision Valves

Surrounded with a protective cast aluminum jacket, the precision valves allow for ultimate reliability and 100% SAFE GUARD™ gas control system.




## True Masonry Details

Napoleon's ceramic brick panels with true masonry texture and mortar details, help transfer additional heat, radiating out from the firebox.



## Outstanding Craftsmanship

Fine details are designed in every aspect of Napoleon® fireplaces... individually handcrafted with pride of excellence.




## Superior Heat Resistant Glass

Ceramic and tempered glass are made to withstand high temperatures, allowing maximum radiant heat performance & safety.



## WHISPER QUIET™ Heat Circulating Blower System

The extreme heat resistant "H" class bearings featured in Napoleon's superior heat circulating blower, creates a lasting "whole home" comfort with adjustable high & low speeds.



## Solid Hinged Doors

Manufactured with heavy gauge steel, the doors are conveniently hinged on most models for easy opening access with two snap clips.



## Convenient Remote Control

Napoleon's remotes with digital read out and thermostatic control adjusts the flame, heat and blower... giving you the comfort level you need.



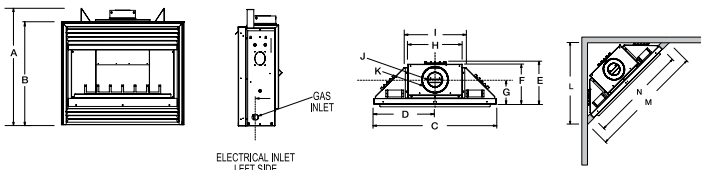
# Direct Vent Fireplace Features & Accessories

Direct Vent Fireplaces	GD19	GD33	BGD33	GD34	BGD34	GD36	BGD36	B36DF	BGD36CF	BGD42	BGD42CF	BGD48	BGD40	GD70
Louvers (available in painted black, polished brass finish, brushed stainless steel finish, *antique brass finish)	-	0	0	0	0	0	0	0	-	0	-	0	0	0
Ornamental Insets (available in Heritage, Diamond, Gothic, Seashell, Eclipse)	0	-	-	-	-	0	0	0	-	†0	-	†0	0	0
Bay Front	-	0	0	0	0	0	0	0	-	-	-	-	0	0
Bay Louvers (available in painted black, polished brass finish, brushed stainless steel finish, antique brass finish)	-	0	0	0	0	0	0	0	-	-	-	-	0	0
3" Trim (available in polished brass finish, brushed stainless steel finish)	-	-	-	-	-	0	0	0	-	-	-	-	-	0
3" Bevelled Trim (available in painted black, *antique brass finish, polished brass finish, brushed stainless steel finish)	-	0	0	0	0	0	0	0	-	0	-	0	-	0
6" Bevelled Trim (available in painted black, antique brass finish, polished brass finish, brushed stainless steel finish)	-	-	-	-	-	0	0	0	-	-	-	-	0**	0
Rectangular Door Trim Kit (polished brass)	-	0	0	0	0	-	-	-	-	-	-	-	-	-
Facing Plate Kits	0	-	-	-	-	-	-	-	-	-	-	-	-	0
Safety Screen	-	-	-	-	-	0	0	0	0	0	-	-	0	-
Decorative Door kit	-	-	-	-	-	0	0	0	-	0	-	-	0	0
South Western & Northern Decorative Doors	-	-	-	-	-	0	0	0	-	-	-	-	0	-
Cast Iron Surround Kit (available in porcelain enamel black, Majolica brown, Majolica green & painted black)	-	-	-	-	-	0	0	0	-	0	-	-	0**	0
Clean Face Surround (concave, convex, wave)	-	-	-	-	-	-	-	-	0	-	-	-	-	-
Radiant Porcelain Reflective Panels	0	0	0	0	0	0	0	0	0	S	S	0	-	0
OLD TOWN RED™ Brick Panels	-	-	-	-	-	0	-	-	-	-	-	-	-	0
Sandstone Herringbone Brick Panels	-	-	-	-	-	0	-	-	-	-	-	-	-	0
Sandstone Decorative Brick Panels	-	0	-	0	-	0	-	0	0	-	-	-	S	0
Sandstone Decorative Brick/Stone	0	-	-	-	-	-	-	-	-	-	-	-	-	-
Metal Brick Panels	-	0	0	0	0	0	0	-	-	-	-	-	-	-
Traditional Andirons (available in painted black, 24 Karat gold plated)	-	0*	0*	0*	0*	0*	0*	-	-	0	-	0	0	0
Exclusive Night Light™	S	-	-	-	-	-	-	-	-	-	-	-	-	S
Heat Circulating Blower Kit	0	0	0	0	0	0	0	0	0	0	0	0	0	S
Hot Air Distribution Kit/Exhaust Kit	-	0	0	0	0	0	0	0	0	0	0	0	-	0
Millivolt Wall Thermostat	0	0	0	0	0	0	0	0	0	0	0	0	0	0
Hand Held On/Off or Thermostatic Remote with Digital Screen	0	0	0	0	0	0	0	0	0	0	0	0	0	0
ADVANTAGE PLUS™ Hand Held Modulating Thermostatic Remote - Controls flame and blower	0	-	-	-	-	0	0	0	0	0	0	0	0	0
Pre-Wired For Wall Switch	S	S	S	S	S	S	S	S	S	S	S	S	S	S

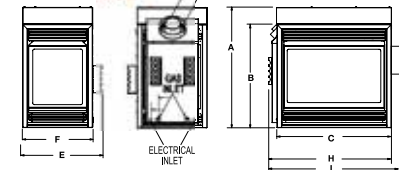
- Not Available 0= Optional S= Standard \*\*Trims/surround - see installation manual for modified framing dimension. \*Antique brass louvers not available for 33/34, 42, 48

†= Heritage Pattern Only \* = Andirons are only suitable in conjunction with a Bay Front/Window

## Fireplace Dimensions



## Multi Sided



	A	B	C	D	E	F	G	H	I	J	K	L	M	N
GD19	34 1/8"	-	21 3/4"	10 7/8"	13"	12"	6 7/8"	-	9"	4"	7"	23"	33 1/2"	22 1/4"
GD33	35 1/4"	29 5/8"	34 1/4"	-	13 1/4"	13"	-	-	17"	4"	7"	33 1/4"	47"	34 3/4"
BGD33	33 1/4"	29"	33 1/8"	-	13 1/4"	13"	-	-	17"	4"	7"	33 1/4"	47"	33 5/8"
GD34	33 1/8"	29 5/8"	34 1/4"	17 1/8"	13 1/4"	13"	6 3/4"	15"	17"	4"	7"	33 1/4"	47"	34 3/4"
BGD34	33 1/8"	29 5/8"	34 1/4"	17 1/8"	13 1/4"	13"	6 3/4"	15"	17"	4"	7"	33 1/4"	47"	34 3/4"
GD36	38 3/4"	33"	37 1/4"	18 5/8"	15"	14 1/4"	7 1/2"	-	27"	4"	7"	36 3/4"	52"	37 3/4"
BGD36	35 1/2"	32 3/8"	36"	18"	15"	14 1/4"	-	-	27"	4"	7"	36 3/4"	52"	36 1/2"
B36DF	35 1/2"	32 3/8"	36"	18"	21"	20"	-	-	26 1/4"	5"	8"	48"	67 1/2"	37 3/4"
BGD36CF	38 1/2"	34"	40"	-	17"	15"	10"	27"	-	4"	7"	41 3/8"	59"	40 1/2"
BGD42	38 1/2"	35 1/2"	42"	21"	22"	20"	-	-	16 1/2"	5"	8"	41"	58"	42 1/2"
BGD42CF	41 1/2"	37"	46"	-	25"	23"	-	20 1/2"	-	5"	8"	45"	64"	46 1/2"
BGD48	46"	40"	48"	-	22"	20"	-	-	32 3/8"	5"	8"	51 1/2"	76 11/16"	48 1/2"
BGD40 Corner	37 3/4"	32 1/2"	36"	-	25 1/8"	22 1/8"	-	38 1/2"	-	5"	8"	-	-	-
BGD40 See Thru	37 3/4"	32 1/2"	36"	-	-	22 1/8"	-	38 1/2"	40 5/8"	5"	8"	-	-	-
BGD40 Peninsula	37 3/4"	32 1/2"	36"	-	-	22 1/8"	-	38 1/2"	-	5"	8"	-	-	-
GD70	41 1/2"	36"	37 1/4"	18 5/8"	18"	16"	-	-	24"	4"	7"	40 1/8"	56 3/4"	37 3/4"

\* Dimensions are to be used as a guide only. Please consult your installation manual for updated and precise measurements.

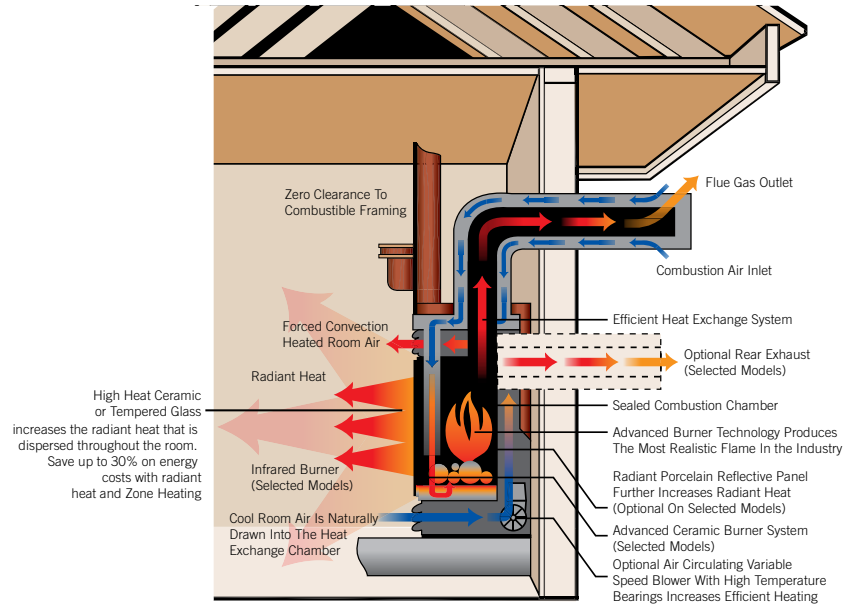
# Napoleon's Direct Vent Technology

## Convenient, Clean, Reliable Heating Source

With over 30 years of research and development, Napoleon® Fireplaces have perfected direct vent technology to offer you a fireplace, stove or insert that easily fits into your lifestyle.

With Napoleon's direct vent technology, you can design and install your fireplace in unique locations where it wasn't possible before with traditional masonry fireplaces. Even your basement can be transformed into a warm, inviting oasis for your family and friends to enjoy.

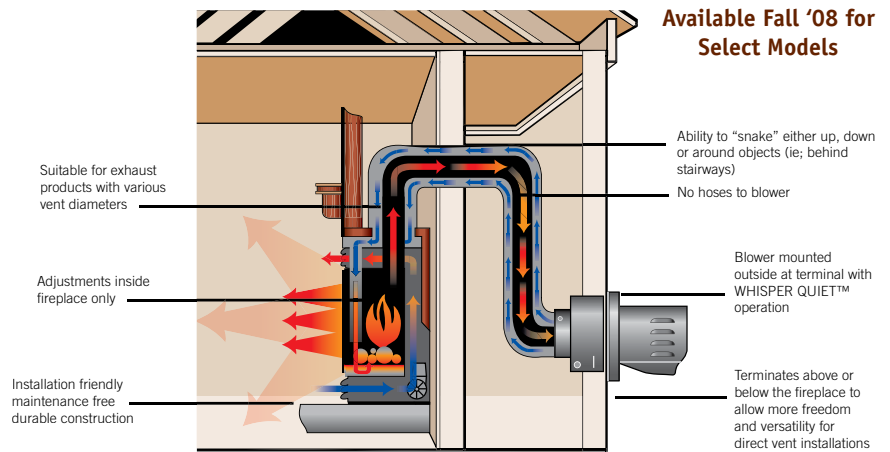
Whether you are renovating, building or replacing an inefficient fireplace product, Napoleon® helps guide you in the right direction to find the product that's right for you and your home. Napoleon® Fireplaces are a smart investment that will bring many years of affordable luxury to you and your family.



## Direct Vent Power Venting System

### Freedom and Versatility

Napoleon's new power venting system allows more freedom and versatility for direct vent installations. The option of having the termination above or below the fireplace, along with the ability to "snake" either up or down, allows installation when the desired fireplace location is a great distance away from an outside wall. The blower that pulls the burned gases from the fireplace is mounted outside at the terminal which provides WHISPER QUIET™ operation inside the home.



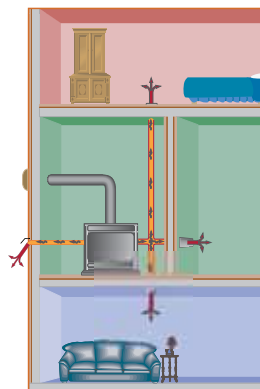
## Heating Flexibility

### Hot Air Distribution Kit

With the hot air distribution kit and its independent fan control, you are offered a choice of distributing a portion of the heat generated from your fireplace to other rooms, adding to your overall home comfort ...



OR



when fireplace heating efficiency is secondary to the ambiance of a fire, disperse it outdoors ... ideal for entertaining.

### Thermostat For Hot Air Distribution Kit

Optional thermostatic control maintains adjacent room temperature for even greater convenience.



### Blower

When you want to extract maximum heat, an optional heat circulating blower offers increased heating efficiency throughout the room.



## Experience Napoleon's impressive product selection online



Please visit our website [napoleonfireplaces.com](http://napoleonfireplaces.com) for more information on our complete line of wood, gas, oil and electric fireplaces, stoves and inserts as well as the Napoleon® Waterfall collection. Click "Where to Buy" to find the dealer nearest you.

We also have a complete line of outdoor living products including outdoor gas fireplaces, patio heaters, an outdoor gas firepit and gourmet gas grills.



### Other Napoleon® Products



Fireplace Inserts



Outdoor Living Products



Woodburning Fireplaces



Cast Iron Gas Stoves



High Efficiency Gas Stoves



Vent Free Fireplaces



Electric Fireplaces



Waterfalls



Gourmet Gas Grills

Consult your owner's manual for complete installation instructions and proper clearances to combustible materials. Check all local and national building codes and gas regulations. All specifications are subject to change without prior notice due to on-going product improvements. Products may not be exactly as shown. Napoleon® is a registered trademark of Wolf Steel Ltd. Patent U.S. 5,307,801, 75054-Can. 2,073,411, 2,082,915, 74589 © Wolf Steel Ltd. Patents Pending. **EnerGuide** - A Canadian efficiency standard based on frequent, short start-up and cool-down cycles. All appliances sold in Canada are subject to this EnerGuide rating system. **AFUE** - A US efficiency standard (Department of Energy) based on extended on/off cycles, more typical of fireplace usage. **Steady State** - Reflects the highest possible overall heating efficiency.



• 103 Miller Drive, Crittenden, Kentucky, USA 41030  
 • 24 Napoleon Road, Barrie, Ontario, Canada L4M 4Y8  
 • 7200 Trans Canada Highway, Montreal, Quebec, Canada H4T 1A3  
 Tel: 705-721-1212 Fax: 705-722-6031  
[napoleonfireplaces.com](http://napoleonfireplaces.com)  
[fireplacedesignstudio.com](http://fireplacedesignstudio.com)

