

Wood-Burning Fireplaces

BEAUTY BY DESIGN



Pioneer II

EPA Wood-Burning Fireplace



Enjoy hassle-free performance that's ideal for everyday use. The efficiency of the EPA- approved Pioneer II supplies long burn times with nonstop rolling flames. Never has it been easier to set the mood for relaxing or just keeping your home or cabin toasty warm.

Pioneer II Quick Look

- Heats 1,000-2,600 sq. ft. with 68,200 BTUs, based on climate and home efficiency
- 22" recommended log length and 2.7 cu. ft. firebox capacity
- Up to 10 hours of burn time from each load of wood
- Comes standard with front black arched door
- Certified to the EPA 2020 emissions standards

Pioneer II shown with single cast iron door and firebrick interior.

WarmMajic II

EPA Wood-Burning Fireplace

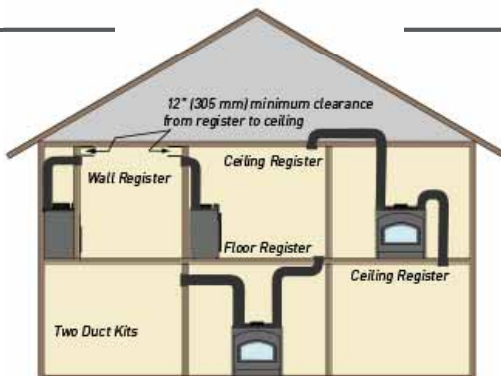


Enhance your home's heating profile with a clean-burning, efficient wood fireplace you can depend on. This eco-friendly wood fireplace exceeds the strictest environmental standards. Come home to the comfort of the WarmMajic II and enjoy big heat and bold flames.

WarmMajic II Quick Look

- Eco-friendly EPA certified
- High performance dual fans with adjustable speed controls distribute a constant flow of heat
- Heat management solutions to heat your whole home
- 68,200 BTUs—heats 1,000 to 2,600 sq. ft. depending on climate and home efficiency
- 22" recommended log length and 2.7 cu. ft. interior capacity
- Modern technology makes starting your fire easier and enables up to 10 hours of burn time

WarmMajic II shown with standard cast-iron doors and firebrick interior.



Optional: Heat-Zone duct runs

Heat Management – Optional Heat-Zone Kit (Available on Pioneer III, Pioneer II and Warm Majic II)

With zone heating, you can easily reduce your energy consumption by up to 40%, and reduce your utility bill in the process. Using a Majestic fireplace as a supplemental heating source, you can turn down your central furnace or boiler system and still maintain comfortable temperatures in your common living area.

Designer See-Through Wood-Burning Fireplace

Now you can enjoy the incomparable warmth and beauty of your wood-burning fireplace from two rooms at once. Get twice the ambiance with a Designer see-through fireplace.

Designer See-Through Quick Look

- Available in 42"
- Authentic masonry appearance
- Clean face design
- Outside air kit for enhanced venting
- Variety of gas logs available




Interior Panels Door Styles Door Finish



Traditional Brick



Bi-fold Glass Doors

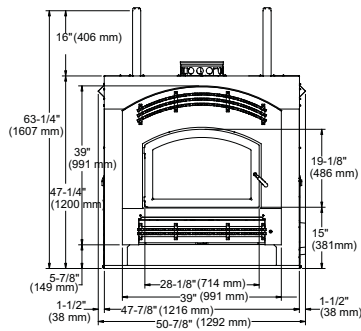


Black

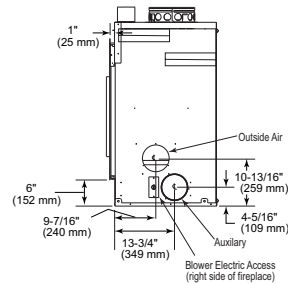
TECHNICAL SPECIFICATIONS

Pioneer III

MODEL	FRONT WIDTH		BACK WIDTH		HEIGHT		DEPTH		FIREPLACE OPENING
	ACTUAL	FRAMING	ACTUAL	FRAMING	ACTUAL	FRAMING	ACTUAL	FRAMING	
PIONEER III	47-7/8" (1194mm)	51" (1295mm)	47-7/8" (1194mm)	51" (1295mm)	47-1/4" (1200mm)	51" (1295mm)	23-1/2" (597mm)	24-1/2" (622mm)	34" x 34" (864mm x 864mm)



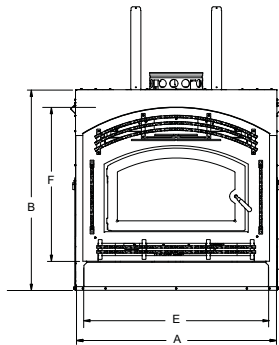
Front View



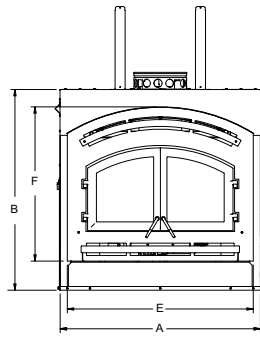
Side View

Pioneer II/WarmMajic II

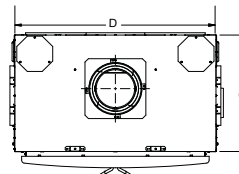
MODEL	FRONT WIDTH (A)		HEIGHT (B)		DEPTH (C)		REAR WIDTH (D)		FIREPLACE OPENING
	ACTUAL	FRAMING	ACTUAL	FRAMING	ACTUAL	FRAMING	ACTUAL	FRAMING	
Pioneer II WarmMajic II	40" (1016mm)	42-1/2" (1067mm)	40-1/2" (1029mm)	56-3/4" (1441mm)	23-1/2" (597mm)	24** (610mm)	40" (1016mm)	42-1/2" (1067mm)	37" x 31-1/8" (940mm x 791mm)



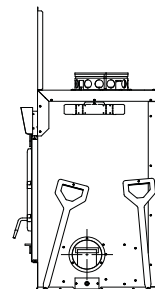
Front View



Front View



Top View



Side View

*If interior of chase will be drywalled, add the thickness to this measurement.