



Classic details, soft lines, easy customization, and the unparalleled heating performance of this cast-iron stove combine to create a beautiful addition to your home.

LENNOX
HEARTH PRODUCTS

ELITE™ SERIES



Vintage™ shown with optional reversible cast-iron panels.

■ The Vintage™ direct-vent gas stove blends efficient, reliable heat with the rich, timeless beauty of cast iron. Gorgeous, high-glow ceramic logs combine with soft, bright flames to create an extraordinary viewing experience. And a durable, high-efficiency heat exchanger, with vertical and horizontal chambers, provides 27,000 BTUs of dependable heating. Choose from reversible cast-iron panels or stone panels to customize the appearance of your stove, or use your own tile or stone to create a truly unique stove that fits your home décor and lifestyle. ■


CUSTOMIZE TO YOUR TASTE

With the Vintage™ direct-vent gas stove, you have plenty of options to create the perfect look. Start with a choice of reversible cast-iron panels or stone panels, or customize with your own stone or tile. Then choose from two venting configurations and a list of optional accessories. Before you know it, you'll be relaxing in front of your dream stove!

STEP 1: PANELS

Choose from two distinctive panel styles to create a truly unique stove that fits your style.

Reversible Cast-Iron Panels



Side 1

Side 2

Stone Panels

Gallo Veneziano

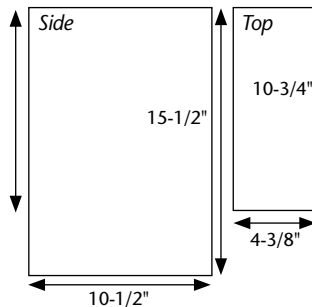


Side 1

Top 1

Custom Panel Dimensions

You may also use custom cut stone or tile for a truly unique stove that fits your home. See below for required tile dimensions:



Both panels are 3/8" thick.

STEP 2: VENTING

Choose from two versatile venting configurations for flexible installation options.



Top-vented

Rear-vented (requires rear-vent top cover)

STANDARD FEATURES

Durable, high-efficiency 660-sq.-in. heat exchanger for dependable, even heating

Resilient, high-temperature ceramic glass provides safety and outstanding heat transfer

Heavy-duty, 14-gauge aluminized steel firebox construction ensures stability and durability

High-gloss ceramic log set offers a superb log presentation and looks great when the fire is on or off

Multi-port long-life burner creates a remarkable fire-viewing experience

No hearth pad required if installed on a non-combustible floor or carpet with less than 1-1/2" pile

Top- or back-venting configurations for flexible installation options

Functional, attractive double-opening doors provide an expansive viewing area

Limited lifetime warranty

Backed by the Good Housekeeping Seal

OPTIONAL ACCESSORIES

Remote control

Wall thermostat

150-CFM variable-speed blower

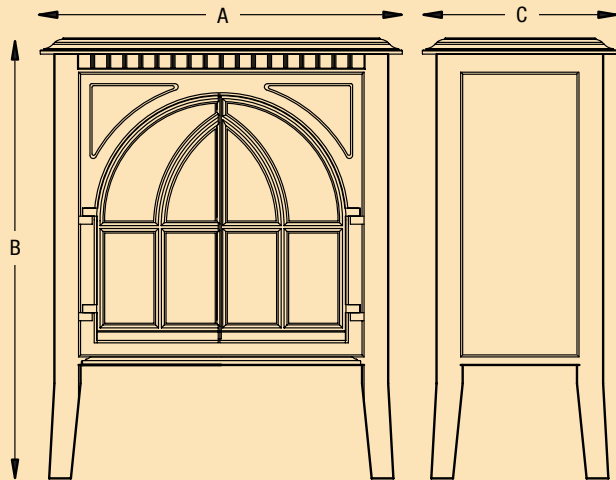
STEP 3:

THERMOSTAT (optional)

Adjust the comfort level of your room with a convenient wall-mounted thermostat or a versatile remote thermostat.



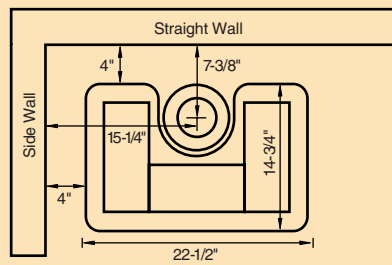
UNIT DIMENSIONS



A WIDTH	22-1/2"
B HEIGHT	27-3/8"
C DEPTH	14-3/4"

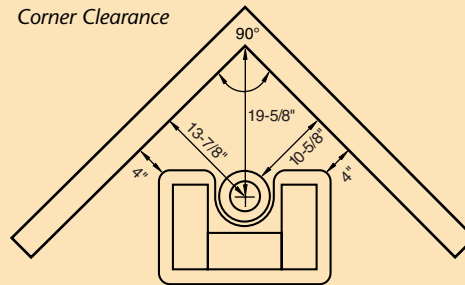
MINIMUM CLEARANCE TO COMBUSTIBLES

Straight Wall Clearance



No hearth pad is required if installed on non-combustible floor, wood, high-pressure-laminate wood flooring, or carpet with pile less than 1-1/2\".

Corner Clearance



SPECIFICATIONS

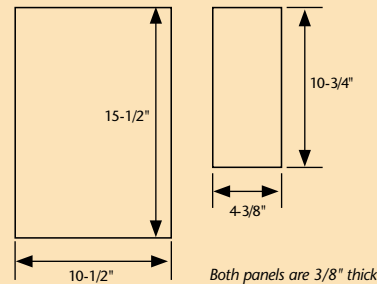
VINTAGE™ DIRECT-VENT GAS INSERT

HEATING CAPACITY*	900–1,200 SQ. FT.	
BTU INPUT	NATURAL GAS	HIGH 27,000/LOW 19,500
	LP GAS (PROPANE)	HIGH 27,000/LOW 21,300
CANADIAN ENERGYGUIDE RATING	NG	47%
	LP	49.07%
STEADY-STATE EFFICIENCY**	82%	
BLOWER	150-CFM VARIABLE-SPEED (OPTIONAL)	
VENT PIPE	6-5/8" SECURITY™ SECURE VENT™ AND OTHER	

*Square-foot heating capacities are approximations only. Local conditions, such as elevation, wind, vent configuration and choice of fuel will affect the overall appearance of the fire and heating performance. Performance can also vary with home design and insulation, climate, condition and type of fuel used, appliance location, burn rate, accessories chosen, chimney installation and how the appliance is operated.

**Efficiency varies slightly with various pipe configurations.

CUSTOM PANEL DIMENSIONS



Choose available reversible cast-iron panels or custom-cut your own stone or tile for a truly unique stove that fits your home.

Both panels are 3/8" thick.

PRODUCTS AND DEALERS YOU CAN COUNT ON

At Lennox, we understand how important it is for you to feel comfortable at home, so we're committed to providing you with the finest hearth products available. Choosing the right dealer for your hearth needs is every bit as important as choosing the right brand, and we think you'll agree that our dealers are a big reason why you can count on getting quality customer service when you call.

IMPORTANT NOTES:

As with any heating appliance, fireplace or stove, this appliance is extremely hot during operation. Read and understand all operating instructions before using this appliance. For further information, consult your dealer.


Diagrams, illustrations and photographs are not to scale—consult installation instructions. Product designs, materials, dimensions, specifications, colors and prices are subject to change or discontinuance without notice.

Approved to U.S. and Canadian safety and performance standards – ANSI Z21.88/CSA 2.33-M98 vented gas fireplace heaters.



© Lennox Industries Inc. 2010

Visit us at www.lennox.com, or contact us at 1-800-9-LENNOX.



Tested & Listed By



Portland Oregon USA



OMNI-Test Laboratories, Inc.

100% recycled