



ZCVRB47/60

DIRECT VENT LINEAR GAS FIREPLACE



THE ULTIMATE IN DESIGN, ENGINEERING & QUALITY

ZCVRB60N Zero Clearance Direct Vent Fireplace (Natural Gas), RBCB1 Cannonballs.



Warm up your favourite room with the beauty of a Linear Fireplace.

ZCVRB47

DIRECT VENT LINEAR GAS FIREPLACE

ZCVRB47/60 FEATURES

STANDARD FEATURES

- Hi/Low Millivolt or IPI valve system will operate during power failures
- Decorative Bronze Glass
- Mobile Home, Bedroom and Bed Sitting Room approved
- Safety Screen Barrier

OPTIONAL FEATURES

Surround

Stainless Steel or Black

Fan Kit

Heat activated with variable speed control

Universal Light Kit

Accent Lighting – Halogen Lamps

Wall Mount Thermostat

Standard On/Off or Programmable
5 day (weekday) and 2 day (weekend)

Liner

Porcelain Reflective

Media Options

Multi-Colored Cannonballs

Remote Control

On/Off, Thermostat On/Off, Thermostat On/Off modulating,
Thermostat On/Off modulating and fan control

Enclosure Grill Opening

Front – ZCVRB47 46 3/4" W x 2 5/8" H
 Front – ZCVRB60 60 5/8" W x 3 5/8" H
 Sides – ZCVRB47/60 15 1/4" W x 6 5/8" H



Model	ZCVRB47N ZCVRB47NE	ZCVRB47LP ZCVRB47LPE
Fuel	Natural	Propane
Gas Control	Millivolt / IPI	Millivolt / IPI
Input Max.	24,500 BTU	24,500 BTU
Input Min.	16,500 BTU	20,500 BTU
FE (P.4.1-15)	55.26% / 57.31%	55.01% / 57.10%
Glass Size	40 5/8" x 13 7/8"	40 5/8" x 13 7/8"
Venting	4"/7" Flex or 4" x 6 5/8" Hard Pipe	

FIREPLACE DIMENSIONS

ZCVRB47

Width	Height	Depth
46 5/8"	38 5/8"	17 3/4"

FRAMING DIMENSIONS

ZCVRB47

Width	Height	Depth
47"	38 3/4"	18 1/4"*

*dependent of finishing material used.



THE ULTIMATE IN DESIGN, ENGINEERING & QUALITY

**The ultimate in Zero Clearance Direct Vent Fireplaces
for new home construction or renovation, and your best
choice for installation anywhere throughout your home.**



ZCVRB47N Zero Clearance Direct Vent Fireplace (Natural Gas), ZCVRB47PL Porcelain Reflective Liner.
(Shown as a Vented Chase – V46EG Front Enclosure Grill)



ZCVRB47

ADDITIONAL FIREPLACE STYLES



ZCVRB47N Zero Clearance Direct Vent Fireplace (Natural Gas), ZCVRB47PL Porcelain Liners.



ZCVRB47N Zero Clearance Direct Vent Fireplace (Natural Gas), RBCB1 Cannonballs x14, ZCVRB47PL Porcelain Liners.

ZCVRB60

DIRECT VENT LINEAR GAS FIREPLACE

Model	ZCVRB60N	ZCVRB60LP
Fuel	Natural	Propane
Gas Control	Millivolt / IPI	Millivolt / IPI
Input Max.	35,000 BTU	35,000 BTU
Input Min.	23,000 BTU	28,000 BTU
FE (P.4.1-15)	55.27% / 56.66%	55.27% / 56.66%
Glass Size	60" x 17 7/8"	60" x 17 7/8"
Venting	5" / 8"	5" / 8"

FIREPLACE DIMENSIONS

ZCVRB60N

Width	Height	Depth
66 3/16"	39 9/16"	19 1/4"

FRAMING DIMENSIONS

ZCVRB60

Width	Height	Depth
67"	39 3/4"	19 1/4"*

*dependent of finishing material used.



THE ULTIMATE IN DESIGN, ENGINEERING & QUALITY



ZCVRB60N Zero Clearance Direct Vent Fireplace (Natural Gas), ZCVRB60S1SS Surround (Stainless Steel), RBCB1 Cannonballs x14, ZCVRB60PL Porcelain Liners. (Shown with V60EG Enclosure Grill Installation)



ZCVRB60

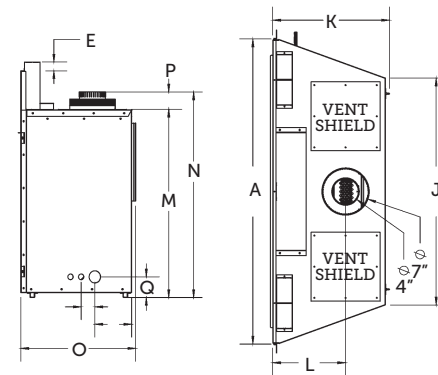
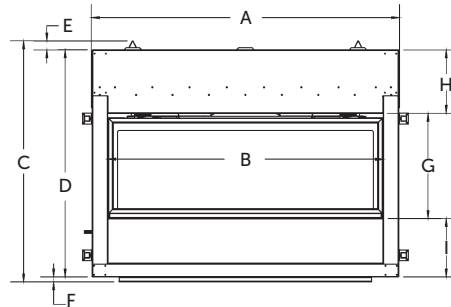
ADDITIONAL FIREPLACE STYLES

ZCVRB60N Zero Clearance Direct Vent Fireplace (Natural Gas), ZCVRB60S1BL Surround (Black), ZCVRB60PL Porcelain Liners.



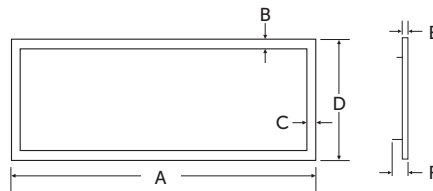
ZCVRB47/60

PRODUCT SPECIFICATIONS



ZCVRB47	ZCVRB60
A 46 5/8"	A 66 3/16"
B 41 5/8"	B 61 1/8"
C 38 5/8"	C 39 9/16"
D 35 11/16"	D 38 5/16"
E 2 1/4"	E 1/2"
F 3/4"	F 3/4"
G 15 7/8"	G 19 15/16"
H 11"	H 9 9/16"
I 8 13/16"	I 8 13/16"
J 34 5/8"	J 53 3/8"
K 17 3/4"	K 19 3/8"
L 11 1/16"	L 11 9/16"
M 29 1/16"	M 33 1/16"
N 31 11/16"	N 35 3/4"
O 17 3/4"	O 18 3/4"
P 2 11/16"	P 2 11/16"
Q 3 3/16"	Q 3 3/16"

OPTIONAL SURROUND



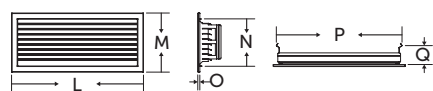
ZCVRB47	ZCVRB60
A 44 5/8"	A 64"
B 1 1/5"	B 1 1/2"
C 1 1/2"	C 1 1/2"
D 17 3/4"	D 23"
E 1"	E 3/4"
F 1 3/4"	F 1 3/4"

OPTIONAL FRONT ENCLOSURE GRILL V46EG/VL60EG



ZCVRB47	ZCVRB60
G 47 13/16"	G 61 3/4"
H 3 13/16"	H 4 7/8"
I 46 9/16"	I 60 1/2"
J 2 1/2"	J 3 1/2"
K 1 9/16"	K 1 9/16"

OPTIONAL SIDE GRILL - VL60EGS



ZCVRB47	ZCVRB60
L 16 3/16"	L 16 3/16"
M 7 7/8"	M 7 7/8"
N 6 7/16"	N 6 7/16"
O 1/4"	O 1/4"
P 15 7/16"	P 15 7/16"
Q 2 9/16"	Q 2 9/16"



THE ULTIMATE IN DESIGN, ENGINEERING & QUALITY

ZCVRB47/60

ACCESSORY OPTIONS

MEDIA OPTIONS




Decorative Ember Glass – Bronze




Multi-Coloured Cannonballs

LINERS




Porcelain Reflective Liner

SURROUNDS



Black



Stainless

ZCVRB47/60

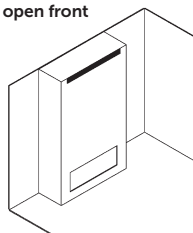
VENTED CHASE OPTION

The chase of the appliance may be vented to achieve Cool Touch Walls or reduced Mantel Clearances. The following options are available to vent the chase:

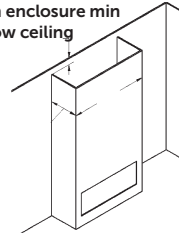
- The top of the chase can be left open.
- A grill can be installed on the front of the chase.
- If the chase bumps out into the room, side grills can be installed on each side of the chase.

Minimum enclosure height for a vented chase is measured from bottom of fireplace, ventilation of minimum free air opening is required. Choose between our Enclosure Grills (Front or Sides) or Custom Grill (if custom grills are used the louvers cannot slope) or adequate ventilation opening as stated in the manual. Grill or opening must meet minimum (as specified in the installation manual) of chase top/ceiling.

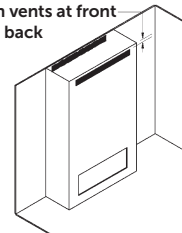
Framing to ceiling with open front



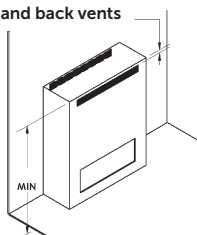
Open chase framing with enclosure min below ceiling



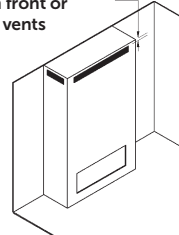
Framing to ceiling with vents at front and back



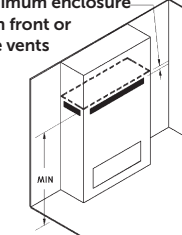
Minimum enclosure with front and back vents



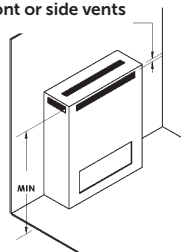
Framing to ceiling with front or side vents



Framing to ceiling, minimum enclosure with front or side vents



Minimum enclosure with front or side vents



SPECIFICATIONS

ZCVRB47 ZCVRB60

WITH OPENINGS

(MIN. NO GRILLS)

Min. Enclosure Height	105 sq/in.	200 sq/in.
Min. Enclosure Height	70"	76"
Min. Opening Below Ceiling	1-1/4"	1-7/8"

WITH GRILLS

(MIN. AIR FREE OPENINGS)

Min. Enclosure Height	105 sq/in.	220 sq/in.
Min. Enclosure Height	70"	76"
Grill Opening (Max. Distance from top of Ceiling)	2"	3/4"

NOTE: To vent the fireplace chase, removal of vent shields from the fireplace is required.



2340 Logan Avenue
Winnipeg, Manitoba, Canada R2R 2V3
Phone: (204) 632-1962 Fax: (204) 632-1960
www.kingsmanfireplaces.com

ZCVRB47

DIRECT VENT LINEAR GAS FIREPLACE

ZCVRB47N Zero Clearance Direct Vent Gas Fireplace (Natural Gas), ZCVRB47S1SS Surround (Stainless Steel), ZCVRB47PL Porcelain Liners.
(Shown with Vented Chase Installation – top of chase left open)



Canada
ENERGUIDE
Look for the EnerGuide Gas Fireplace Energy Efficiency Rating in this brochure
<i>Based on CSA P.4.1-15</i>



*Components may have to be ordered separately to create a complete unit. Discuss with your local Kingsman dealer for clarification. Kingsman Fireplaces maintains a program of continuous testing, refinement and improvements of all its products. Some aspect of units shown here may be changed at any time without notice or obligation. Certification: Models ZCVRB47/60 are certified to ANSI Z21.88-2017, vented gas fireplace heater.



CRAFTED ENTIRELY IN CANADA, EACH KINGSMAN FIREPLACE IS BUILT TO THE HIGHEST STANDARDS AND MADE TO LAST.

Printed in Canada
02/2020 – B102



FOR CALIFORNIA RESIDENTS ONLY:
WARNING! This product can expose you to chemicals including Carbon Monoxide, that is an externally vented by-product of fuel consumption, which is [are] known to the State of California to cause birth defects or other reproductive harm. For more information, visit www.P65Warnings.ca.gov.