

RTF Enclosures



Linear RTF

Model	Dimensions
RTF-L10824	108" L x 24" W x 18" T
RTF-L10834	108" L x 34" W x 18" T
RTF-L4224	42" L x 24" W x 18" T
RTF-L4234	42" L x 34" W x 18" T
RTF-L6024	60" L x 24" W x 18" T
RTF-L6034	60" L x 34" W x 18" T
RTF-L8424	84" L x 24" W x 18" T
RTF-L8434	84" L x 34" W x 18" T

Round RTF

Model	Dimensions
RTF-R42	42" Diameter x 18" T
RTF-R48	48" Diameter x 18" T
RTF-R60	60" Diameter x 18" T

Square RTF

Model	Dimensions
RTF-S42	42" W x 42" W x 18" T
RTF-S48	48" W x 48" W x 18" T
RTF-S60	60" W x 60" W x 18" T

Features

The exterior panels are factory clad with 1/2" PermaBase cement board. PermaBase is impact resistant, extremely durable and dimensionally stable. It has overall flexural, compressive and tensile strength characteristics, highly moisture resistant and will not rot, disintegrate or swell when exposed to water.

Supports up to 700lbs.
 Template lines on top of units for easy cut outs.
Warranty: Lifetime warranty on construction and manufacturer defects.
 Comes included with a VENT-KIT-6X12

Media & Jewelry

Rock Media

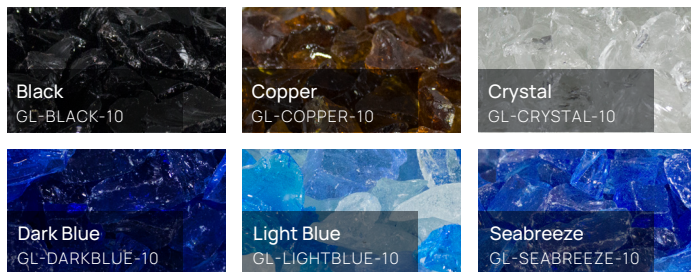


Lava Rock Made in the USA
 Each rock is approximately 1" to 2" in diameter
 FG-LAVA-10 10 lbs.
 FG-LAVA-40 1 cubic foot (approx 30 - 40 lbs.)

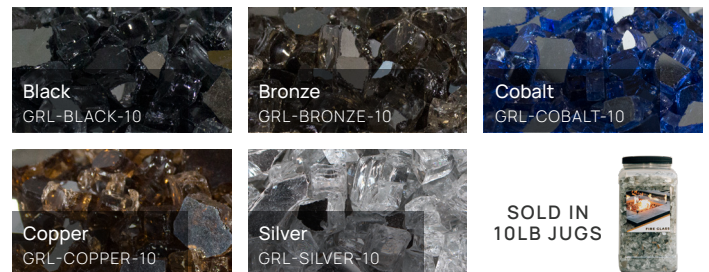


Lava Stones
 Each stone is approximately 1" to 2" in diameter
 FG-LS50 50 lbs.

Broken Glass Approx. 1/2" - 1" in size



Reflective Glass Approx. 1/2" - 1" in size




SOLD IN 10LB JUGS



Steel > Log Sets



Steel > Twig Sets



Concrete > Log Sets



Concrete > Twig Sets Made in the USA

